

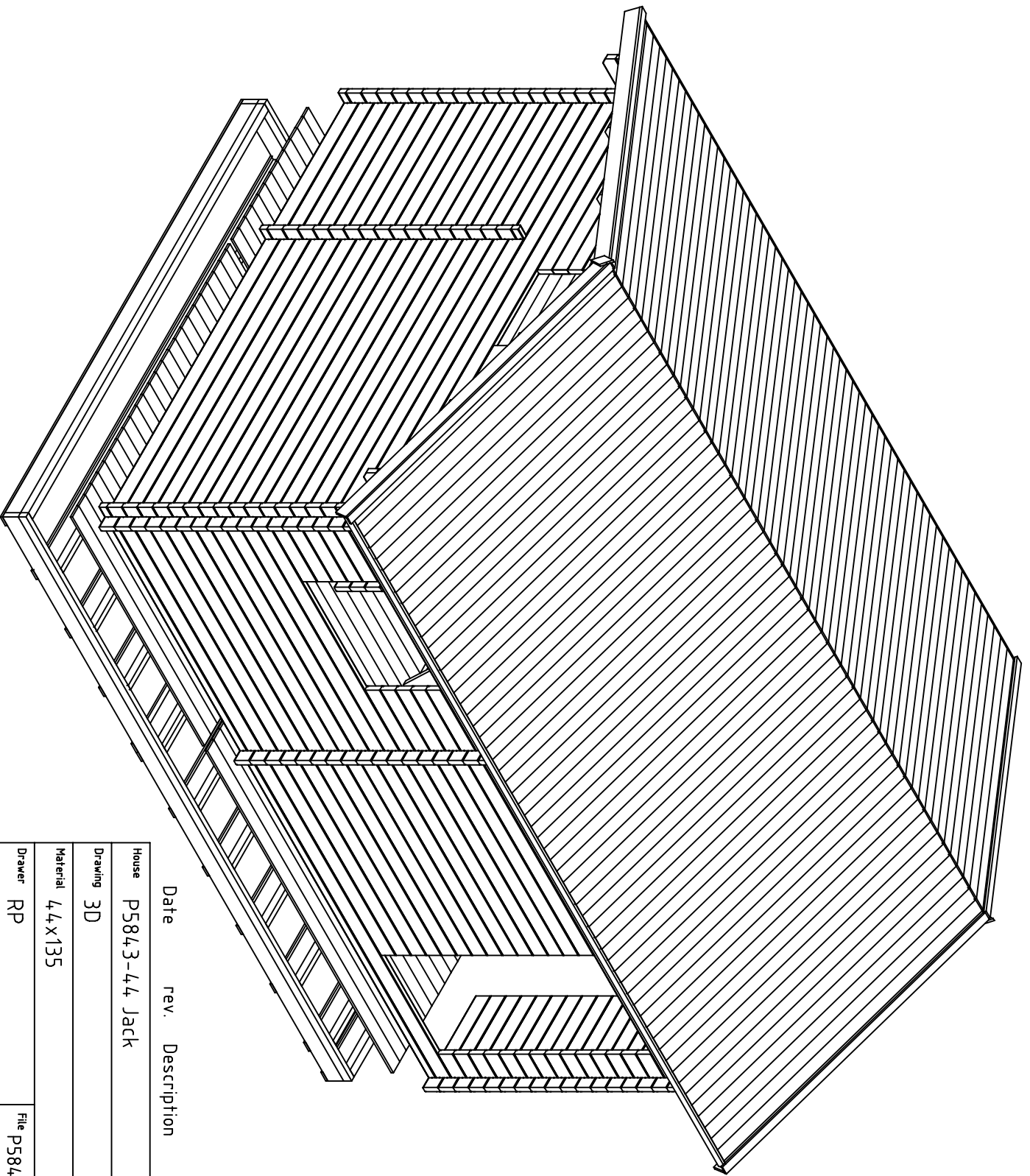
Date rev. Description

House	P5843-44 Jack	Sheet	1
-------	---------------	-------	---

Drawing	3D	Scale	
---------	----	-------	--

Material	44x135	Date	18.01.2016
----------	--------	------	------------

Drawer	RP	File	P5843-44 Jack 3D.dwg
--------	----	------	----------------------



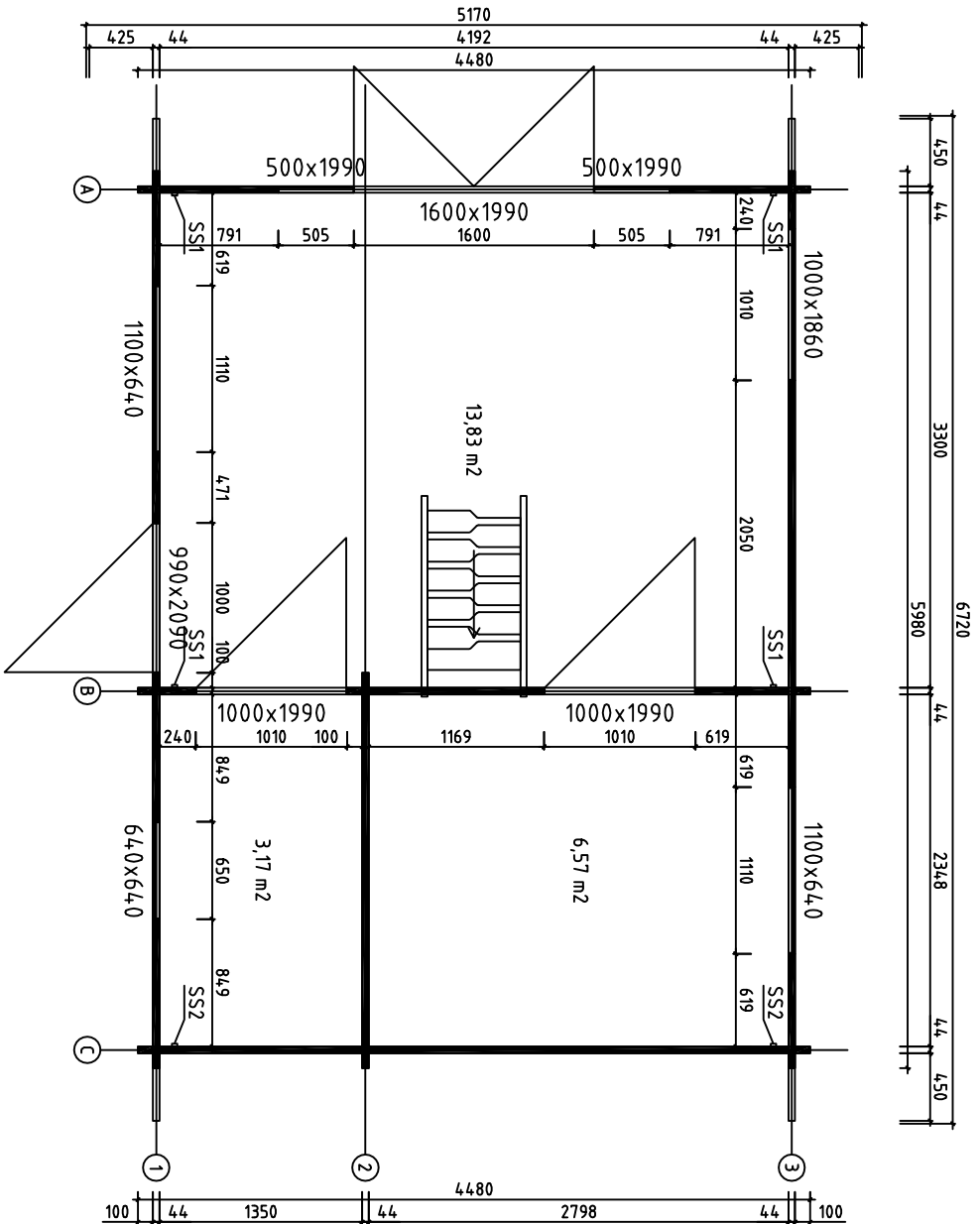
Date rev. Description

House	P5843-44 Jack	Sheet	2
-------	---------------	-------	---

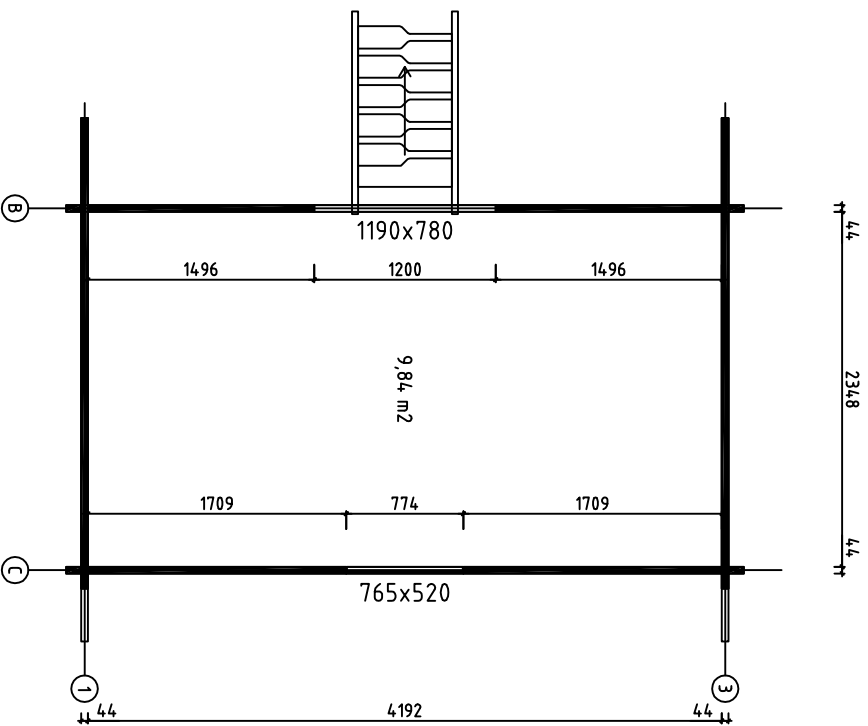
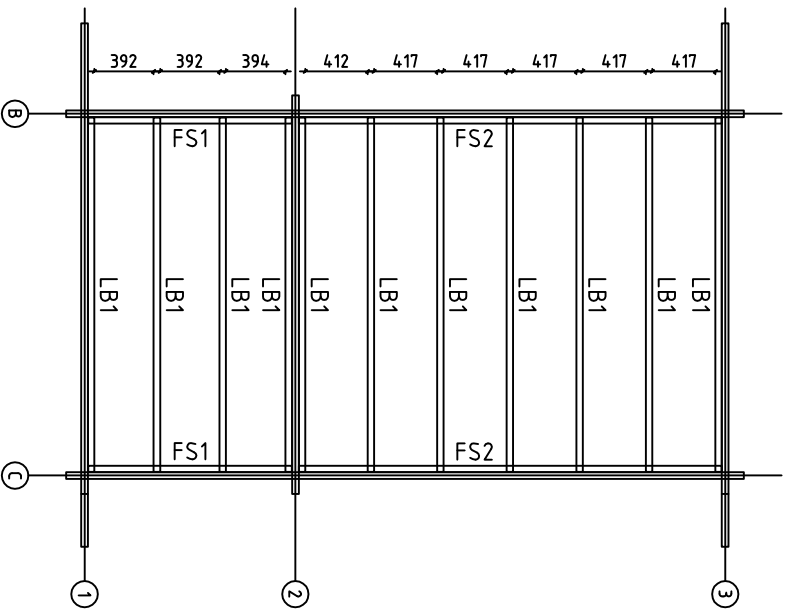
Drawing	3D	Scale	
---------	----	-------	--

Material	44x135	Date	18.01.2016
----------	--------	------	------------

Drawer	RP	File	P5843-44 Jack 3D.dwg
--------	----	------	----------------------

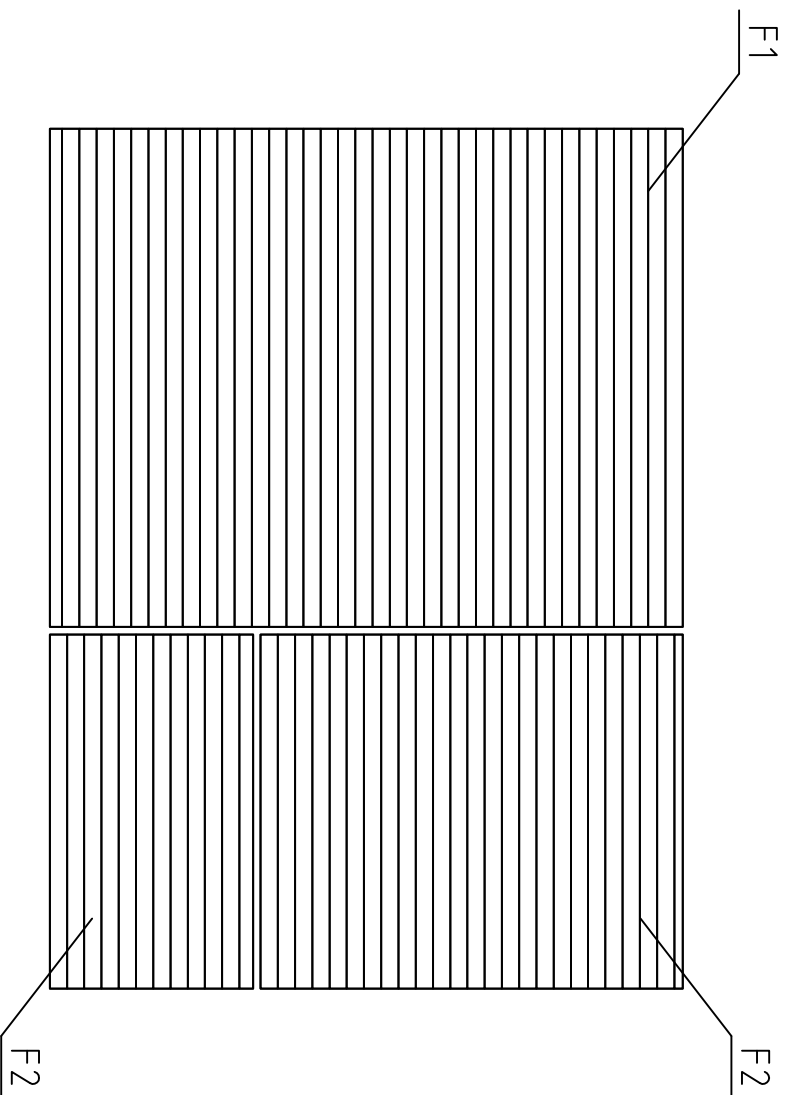


House	P5843-44 Jack	Sheet	3
Drawing	PLAN-SUUNNITELMA-PLANEN	Scale	1:50
Material	4,4x135	Date	18.01.2016
Drawer	RP	File	P5843-44 Jack.dwg




LOFT FLOOR BEAMS - PARVIA LATTIAPALKIT - LOFT GOLVBJÄLKAR

House	P5843-44 Jack	Sheet	4
Drawing	LOFT FLOOR - PARVIA LATTIA - LOFT GOLV	Scale	1:50
Material	43x43, 43x140	Date	18.01.2016
Drawer	RP	File	P5843-44 Jack.dwg



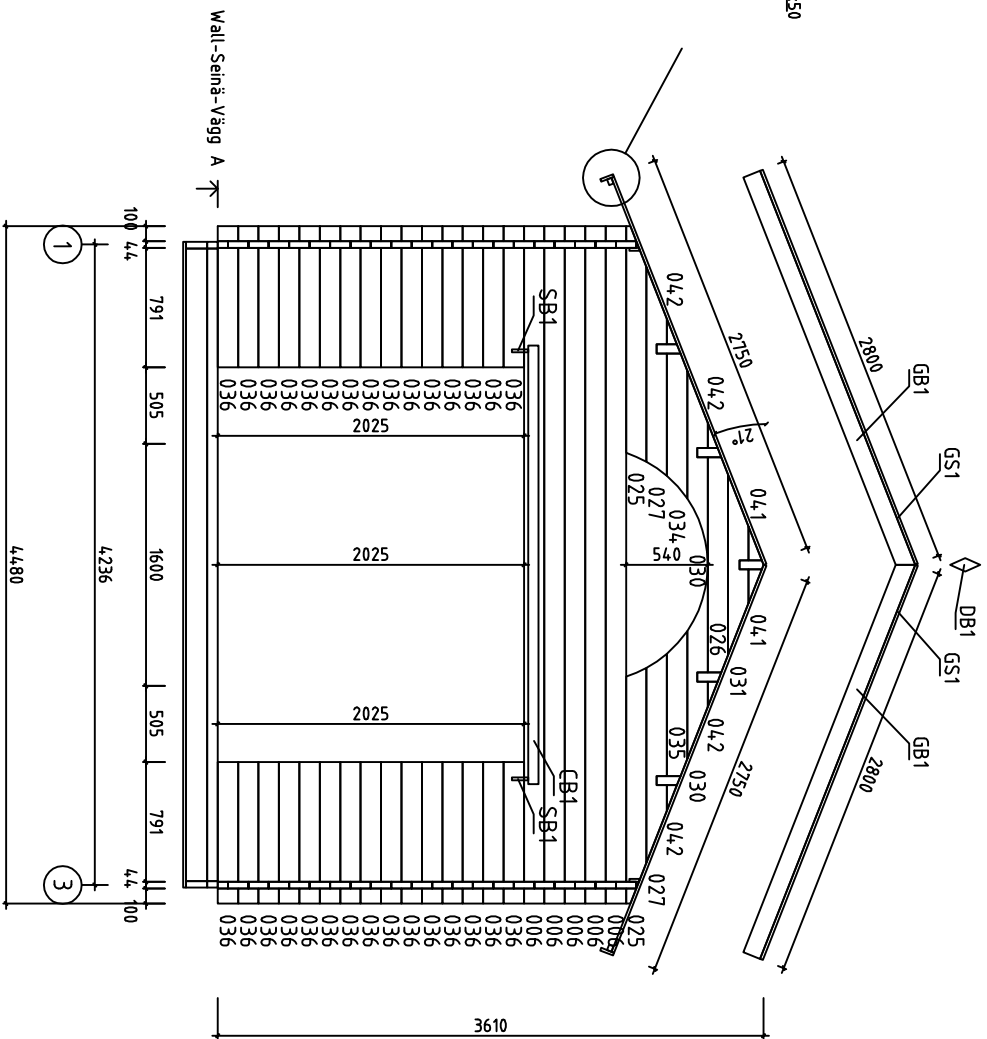
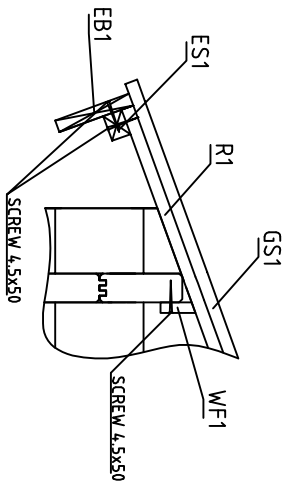
FLOORBOARD-LATTIALAUTA-GOLVBRÄDE



LOFT FLOORBOARD - PARVIA LATTIALATTIA - LOFT GOLVBRÄDE

House	P5843-44 Jack	Sheet	5
Drawing	FLOORBOARD-LATTIALAUTA-GOLVBRÄDE	Scale	1:50
Material	114x19	Date	18.01.2016
Drawer	RP	File	P5843-44 Jack.dwg



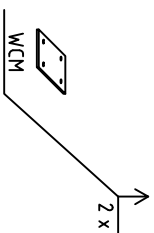
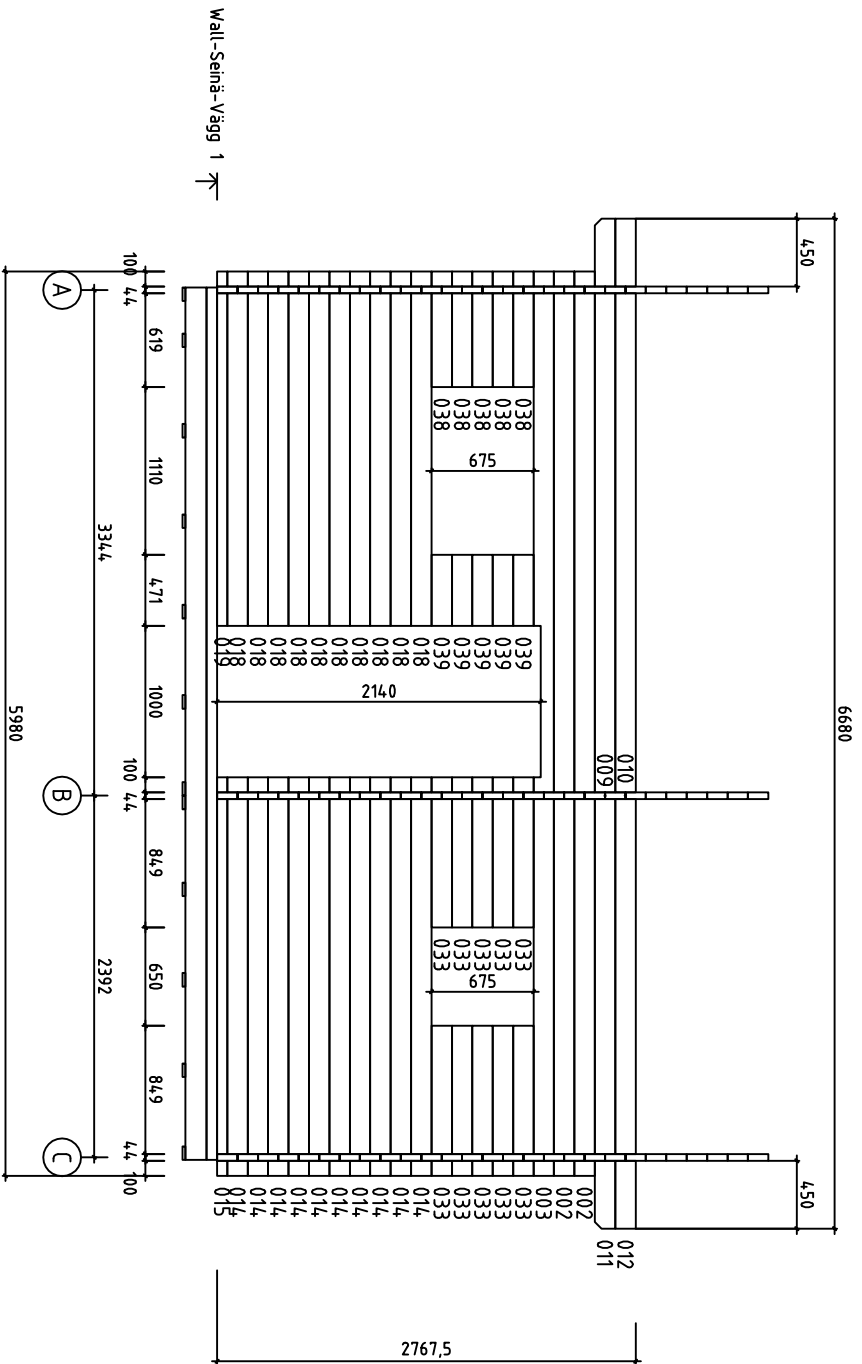


House	P5843-44 Jack	Sheet	7
Drawing	WALL-SEINÄ-VÄGG A	Scale	1:50
Material	4,4x135	Date	18.01.2016
Drawer	RP	File	P5843-44 Jack.dwg

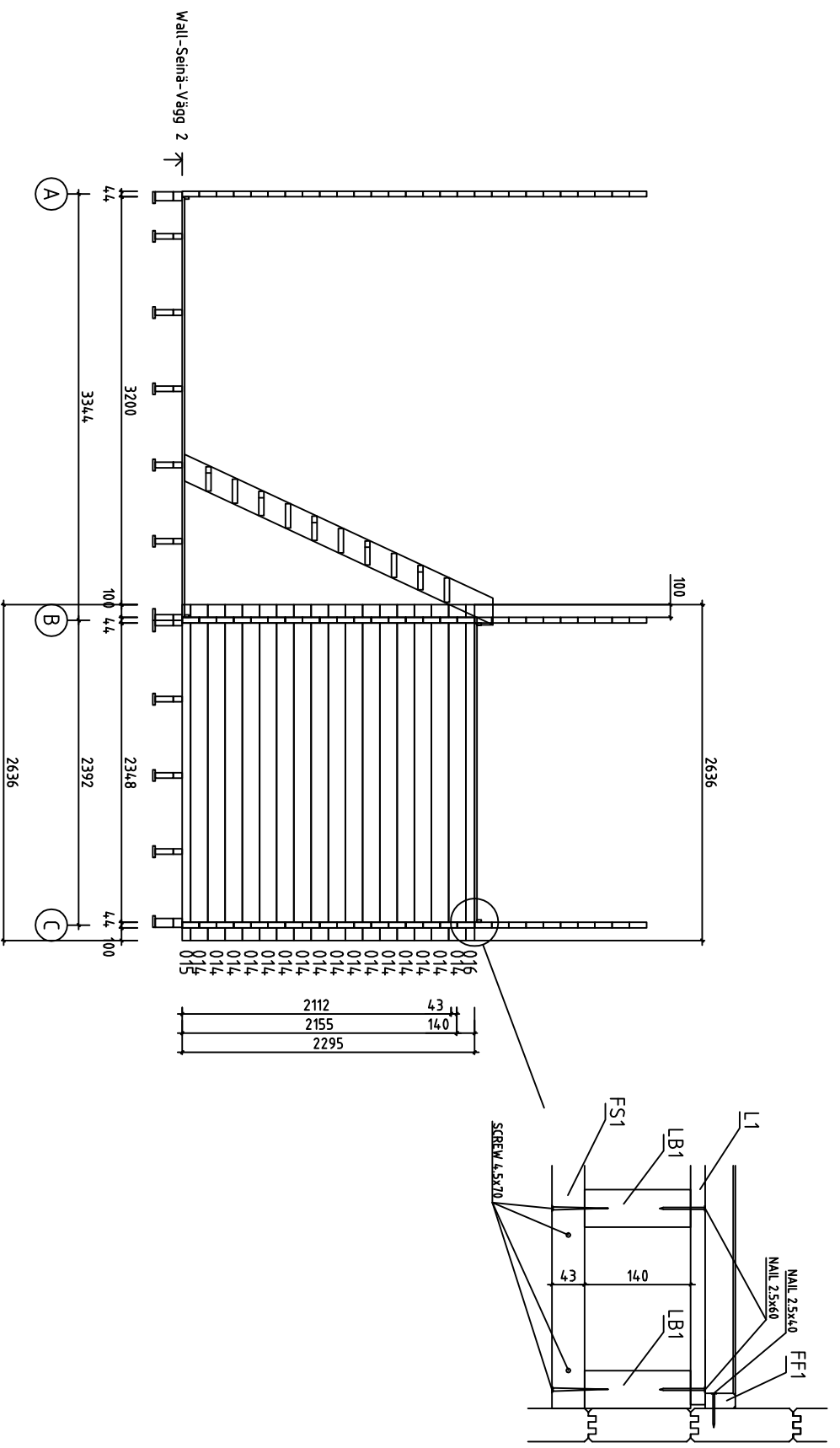






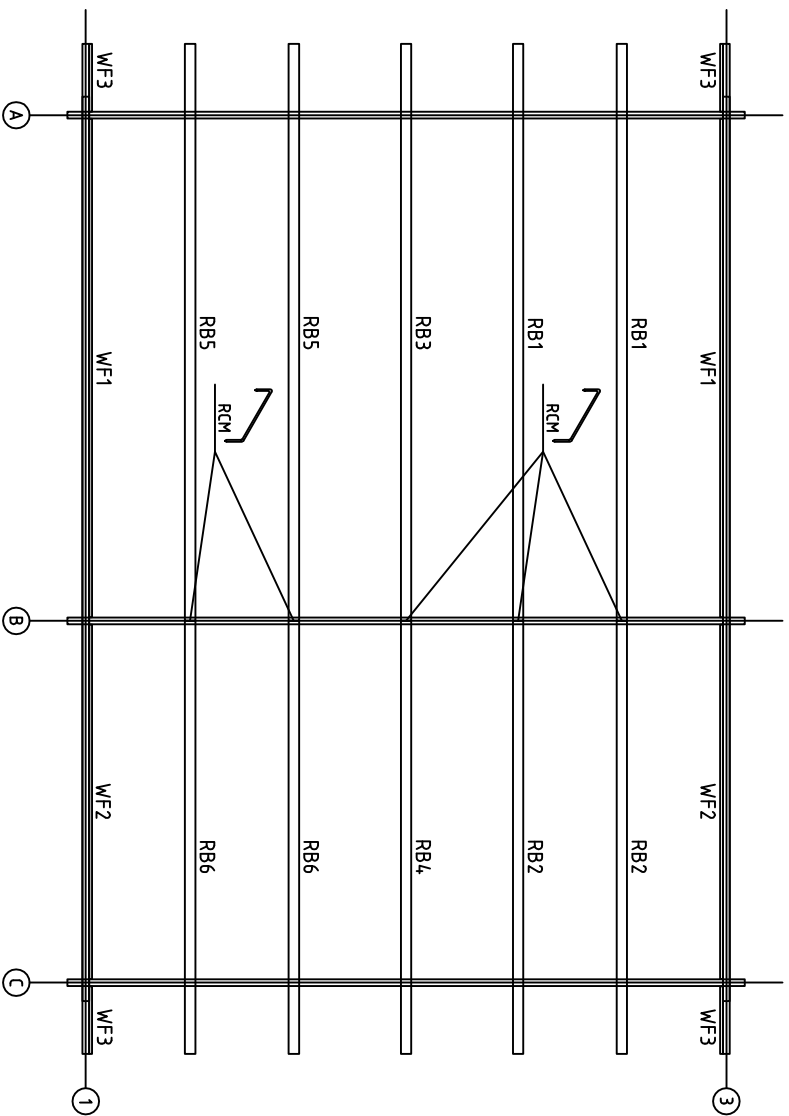


House	P5843-44 Jack	Sheet	10
Drawing	WALL-SEINÄ-VÄGG 1	Scale	1:50
Material	4,4X135	Date	18.01.2016
Drawer	RP	File	P5843-44 Jack.dwg

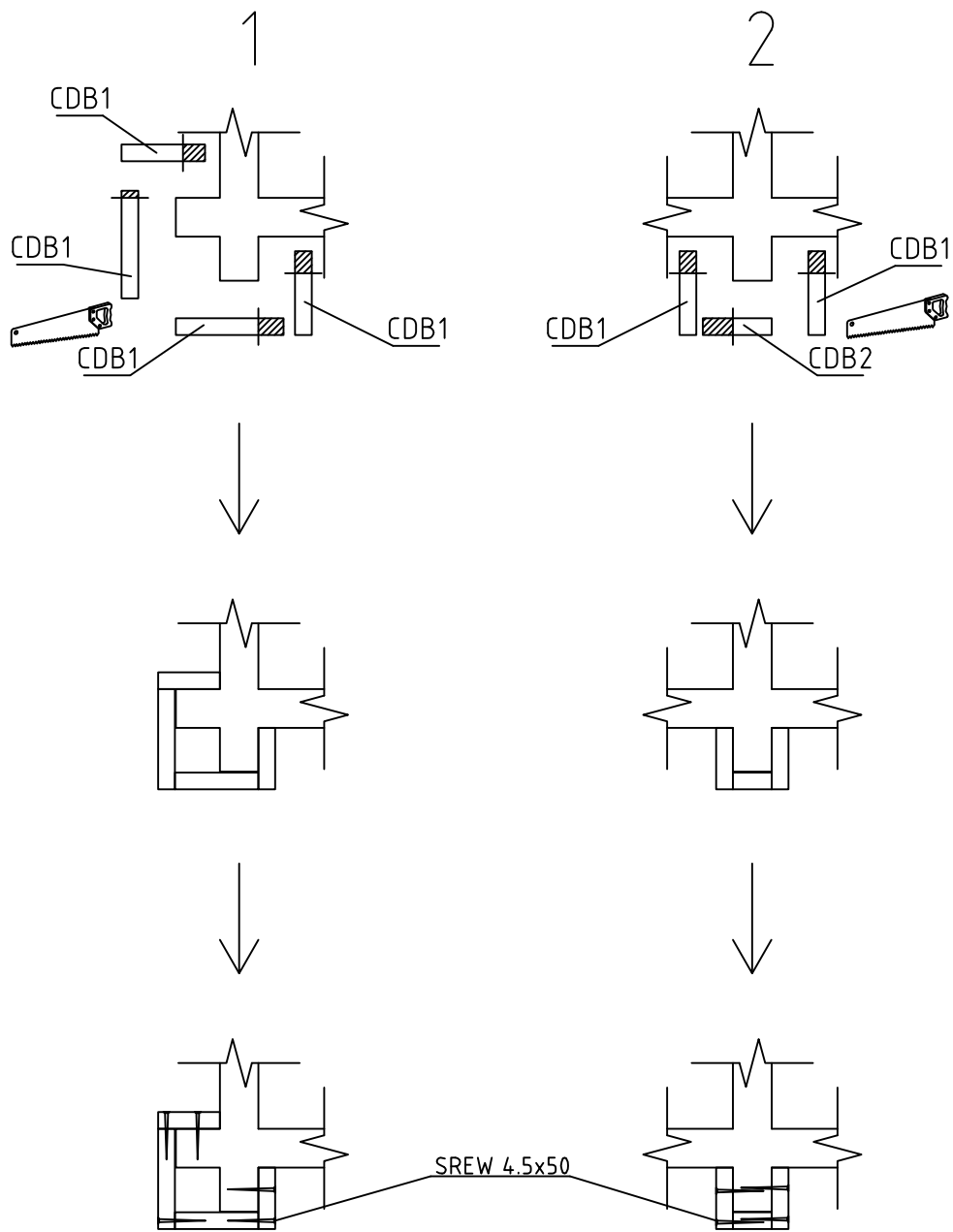
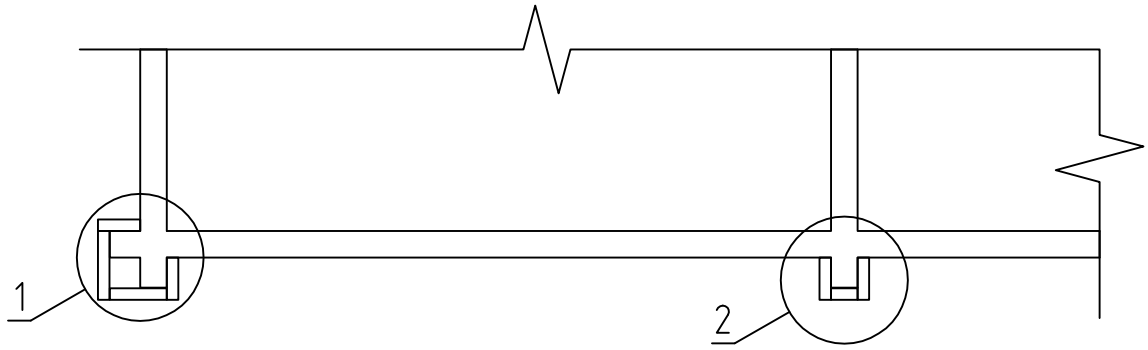


House	P5843-44 Jack		Sheet	11
Drawing	WALL-SEINÄ-VÄGG 2		Scale	1:50
Material	4.4x135		Date	18.01.2016
Drawer	RP	File	P5843-44_Jack.dwg	

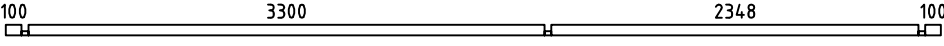


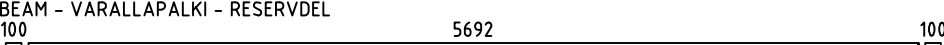


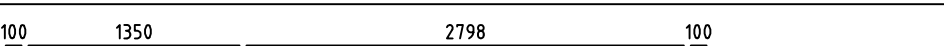
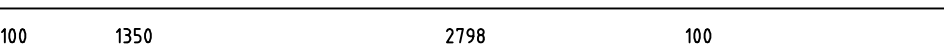




















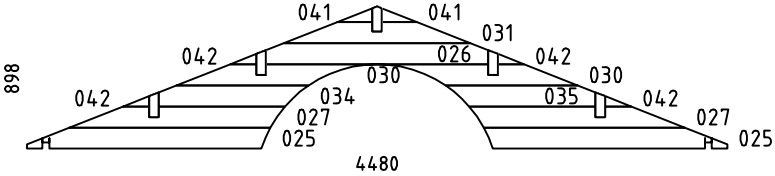
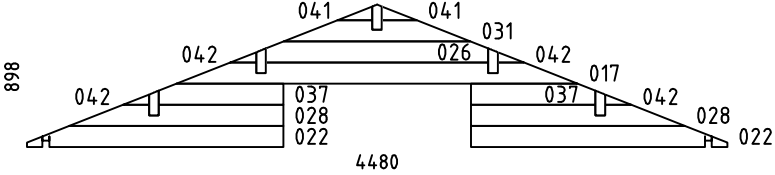
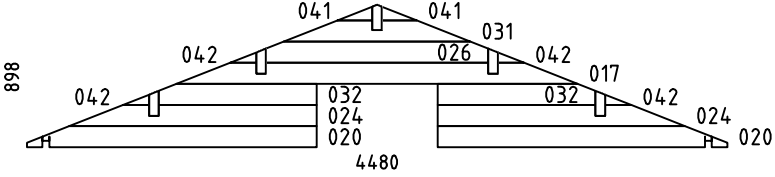






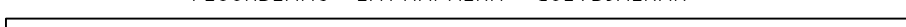
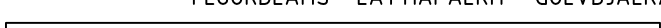






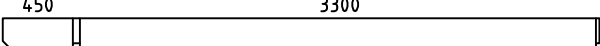






House	P5843-44 Jack	Sheet	13
Drawing	PURLINS-KATTO-ORRET-TAKÅSAR	Scale	1:50
Material	68x190, 19x70	Date	18.01.2016
Drawer	RP	File	P5843-44 Jack.dwg










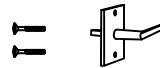
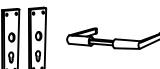











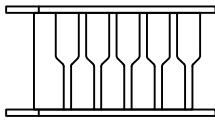
House	P5843-44 Jack	Sheet	14
Drawing	CORNER DECORATION - HÖRN DEKORATION	Scale	1:50
Material		Date	18.01.2016
Drawer	RP	File	P5843-44 Jack.dwg

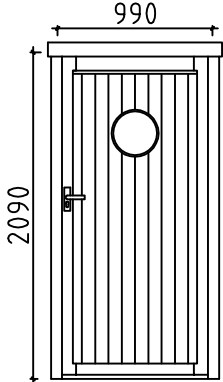

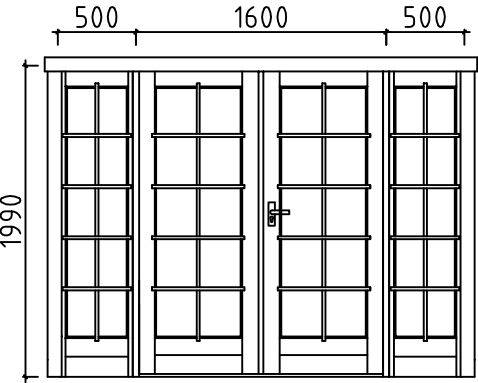
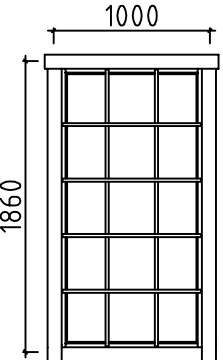
Pos	P5843-44 Jack	Pcs. St.	Profil(e) (mm)	L (mm)
001		1	44x68	5980
002		6	44x135	5980
003		1	44x135	5980
004	SPARE BEAM - VARALLAPALKI - RESERVDEL 	1	44x135	5980
005		9	44x135	4586
006		7	44x135	4480
007		18	44x135	4480
008		1	44x135	4480
009		2	44x135	3816
010		2	44x135	3816
011		2	44x135	2864
012		2	44x135	2864
013		5	44x135	2713
014		26	44x135	2636
015		2	44x68	2636
016		1	44x68	2636
018		10	44x135	2344
019		1	44x68	2344
021		2	44x135	1853
023		6	44x135	1640
029		15	44x135	1313
033		10	44x135	993
036		30	44x135	935
038		25	44x135	763
039		5	44x135	471
House P5843-44 Jack		Material	File P5843-44 Jack.dwg	Sheet 15

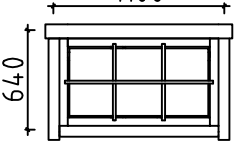
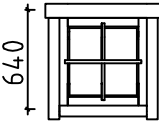
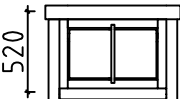

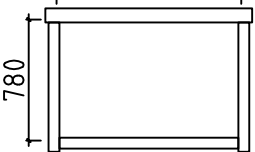
Pos	P5843-44 Jack	Pcs. St.	Profil(e) (mm)	L (mm)		
040		29	44x135	384		
WA-1		1	44x898	4480		
WB-1		1	44x898	4480		
WC-1		1	44x898	4480		
HB	HIT BLOCK-ASENNUSPALKI-SLAG BRÄDA 	2	44x135	300		
LB1	LOFT FLOOR BEAMS-PARVIAPALKIT-LOFTBJÄLKAR 	11	43x140	2345		
FB1	FLOORBEAMS - LATTIAPALKIT - GOLVBJÄLKAR 	2	70x140	4184		
FB2	FLOORBEAMS - LATTIAPALKIT - GOLVBJÄLKAR 	2	70x70	4184		
FB5	FLOORBEAMS - LATTIAPALKIT - GOLVBJÄLKAR 	2	43x140	5770		
FB3	FLOORBEAMS - LATTIAPALKIT - GOLVBJÄLKAR 	10	43x140	4184		
FB6	FLOORBEAMS - LATTIAPALKIT - GOLVBJÄLKAR 	2	43x70	5770		
FB4	FLOORBEAMS - LATTIAPALKIT - GOLVBJÄLKAR 	10	43x70	4184		
BB1	COUNTERFLOOR HOLDING BOARDS-ROSSIPOHJAA KANNATTELEVAT LAUDAT-BRÄDER SOM HALLER TROSSBOTTEN 	12	90x19	4270		
FS2	SLEEPING FLOOR SUPPORTING SLAT-PARVIALATTIA TUKILISTA -LOFTGOLVLIST 	2	43x43	2795		
FS1	SLEEPING FLOOR SUPPORTING SLAT-PARVIALATTIA TUKILISTA -LOFTGOLVLIST 	2	43x43	1345		
RB5	PURLINS - KATTO - ORRET - TAKASAR  450 3300 	2	68x190	3816		
RB1	PURLINS - KATTO - ORRET - TAKASAR  450 3300 	2	68x190	3816		
RB3	PURLINS - KATTO - ORRET - TAKASAR  450 3300 	1	68x190	3816		
RB6	PURLINS - KATTO - ORRET - TAKASAR  2348 450 	2	68x190	2864		
House	P5843-44 Jack	Material	File	P5843-44 Jack.dwg	Sheet	16

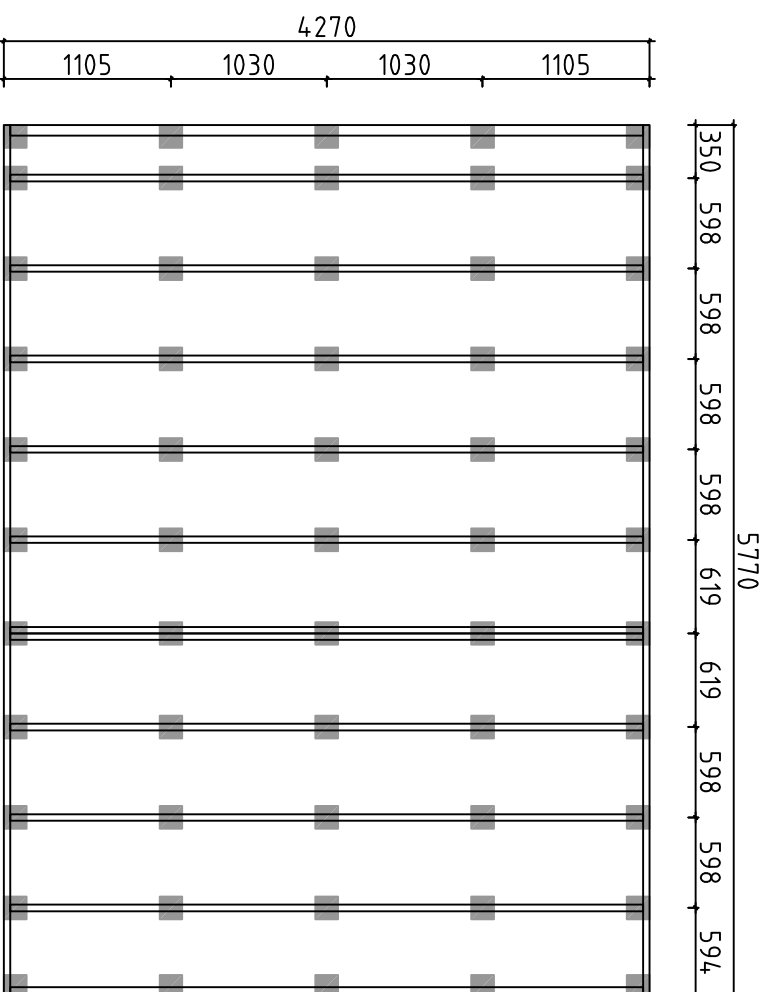


Pos	P5843-44 Jack		Pcs. St.	Profil(e) (mm)	L (mm)
RB2	PURLINS - KATTO - ORRET - TAKASAR 2348 450		2	68x190	2864
RB4	PURLINS - KATTO - ORRET - TAKASAR 2348 450		1	68x190	2864
F1	FLOORBOARD - LATTIALAUTA - GOLVBRÄDE	114 or -tai- eller 88	37+1 48+1	114x19 88x19	3294
F2	FLOORBOARD - LATTIALAUTA - GOLVBRÄDE	114 or -tai- eller 88	37+1 48+1	114x19 88x19	2342
L1	LOFT BOARD - PARVIALATTIA - LOFTGOLV	114 or -tai- eller 88	21+1 28+1	114x19 88x19	4185
R1	ROOFBOARD - KATTOLAUTA - TAKBRÄDE	114 or -tai- eller 88	118+2 154+2	114x19 88x19	2750
FF1	SKIRTING SLAT - LATTIALISTA - GOLVLIST			19x35	47 m
GB1	GABLE BOARD - KAAPELILAUTA - GAVELBRÄDA	2800 2753	4	19x120	2800
GS1	BOARD MATCHING WITH GABLE BOARD-KAAPELILAUTA VASTAVA LAUTA-BRÄDA OVANPÅ GAVELBRÄDA		4	19x70	2800
EB1	EAVE BOARD - RÄYSTÄSLAUTA - TAKFOTBRÄDE		4	19x90	3340
ES1	EAVE SLAT - RÄYSTÄSLISTA - TAKFOTLIST		4	30x40	3340
DB1	DECORATIVE - KORISTE - PRYDNADS		2	19x90	200
CDB1	CORNER DECORATION BOARD- HÖRN DEKORATION BRÄDE		22	120x19	2790
CDB2	CORNER DECORATION BOARD- HÖRN DEKORATION BRÄDE		3	90x19	2790
CB1	COVERING BOARD-PEITELAUTA-HYLLBRÄDA		1	19x120	2900
SB1	SUPPORT BOARD-TUKILAUTA-KONSOL		2	19x79	155
WF1	SIDEWALL SKIRTING SLAT-KATTOLISTA-PÄÄDYT -TAKLIST-GAVLAR	63 70	2	19x70	3296
WF2	SIDEWALL SKIRTING SLAT-KATTOLISTA-PÄÄDYT -TAKLIST-GAVLAR	63 70	2	19x70	2344
WF3	SIDEWALL SKIRTING SLAT-KATTOLISTA-PÄÄDYT -TAKLIST-GAVLAR	63 70	4	19x70	448
SS1	STORM SLAT-MYRSKY LISTA-OVÄDER SPJÄLA		4	19x35	2700
SS2	STORM SLAT-MYRSKY LISTA-OVÄDER SPJÄLA		2	19x35	2020
RCM	ROOFBEAMS CONNECTING METAL-METALL FÖR SAMMANFOGNING AV TAKASAR-KATTO-ORRE YHTEENLITYSMETALLT		5	∅6	200
WCM	WALLBEAMS CONNECTING METAL-METALLPLATTA FÖR SAMMANFOGNING AV VÄGGEN BALKAR-SEINÄPALKKEJA METALLISET YHTEENLIITYMISLAATAT		4	25	25
	SCREWS-RUUVIT-SKRUVAR FOR-VARTEN-FÖR	SS1	18	∅6	50
	WASHER-ALUSLAATTA-BRICKA FOR-VARTEN-FÖR	SS1	18	∅6	
	NAILS-NAULAT-SPIKAR FOR-VARTEN-FÖR	FF1	110	∅2.0	40
House P5843-44 Jack		Material	File P5843-44 Jack.dwg	Sheet 17	

Pos	P5843-44 Jack		Pcs. St.	Profil(e) (mm)	L (mm)	
	NAILS-NAULAT-SPIKAR FOR-VARTEN-FÖR	F1, F2, L1, R1, BB1		1600	∅2.5	60
	SCREWS-RUUVIT-SKRUVAR FOR-VARTEN-FÖR	WCM		20	∅3.5	35
	SCREWS-RUUVIT-SKRUVAR FOR-VARTEN-FÖR	GB1, GS1, EB1, ES1, DB1, CB CDB1, CDB2, WF1, WF2, WF3		300	∅4.5	50
	SCREWS-RUUVIT-SKRUVAR FOR-VARTEN-FÖR	FS1, FS2, LB1, SB		50	∅4.5	70
	SCREWS-RUUVIT-SKRUVAR FOR-VARTEN-FÖR	001, 015, 016, 019 FB1, FB2, FB3, FB4, FB5, FB6		70	∅4.5	90
	SCREWS-RUUVIT-SKRUVAR FOR-VARTEN-FÖR	FB2, FB4, FB6		60	∅5.0	120
	SCREWS-RUUVIT-SKRUVAR FOR-VARTEN-FÖR	RB1, RB2, RB3, RB4, RB5, RB6		20	∅6.0	160
	WINDOW HANDLE-IKKUNA KAHVA-FÖNSTER HANDTAG FOR-VARTEN-FÖR	W3, W4, W5		4		
	DOOR HANDLE-OVEN KAHVA-DÖRR HANDTAG FOR-VARTEN-FÖR	D1, D2, D3		4		
	DOOR LOCK+KEYS-OVENLUKKO+AVAIN-DÖRRLAS+NYCKLAR FOR-VARTEN-FÖR	D1, D2, D3		4		
	DOUBLEDOOR FRAME SET FOR-VARTEN-FÖR	D3		1		
	DOOR CROSSES-OVENLISTAT-SPRÖJS FOR-VARTEN-FÖR	D3		2		
	WINDOW CROSSES-IKKUNALISTAT-SPRÖJS FOR-VARTEN-FÖR	W1		2		
	WINDOW CROSSES-IKKUNALISTAT-SPRÖJS FOR-VARTEN-FÖR	W2		1		
	WINDOW CROSSES-IKKUNALISTAT-SPRÖJS FOR-VARTEN-FÖR	W3		2		
	WINDOW CROSSES-IKKUNALISTAT-SPRÖJS FOR-VARTEN-FÖR	W4		1		
	WINDOW CROSSES-IKKUNALISTAT-SPRÖJS FOR-VARTEN-FÖR	W5		1		
	WINDOW WATER SILL-IKKUNALAUTA-FÖNSTERBLECK FOR-VARTEN-FÖR	W3		2		
	WINDOW WATER SILL-IKKUNALAUTA-FÖNSTERBLECK FOR-VARTEN-FÖR	W4		1		
	WINDOW WATER SILL-IKKUNALAUTA-FÖNSTERBLECK FOR-VARTEN-FÖR	W5		1		
LD1	LADDER-TIKAPUUT-STEGE			1	700	2760
House P5843-44 Jack		Material	File P5843-44 Jack.dwg	Sheet 18		

Pos	P5843-44 Jack	Pcs. St.	Profil(e) (mm)	L (mm)
D1	DOOR-OVI-DÖRR (right-oikea-höger) ORT_ST 	P	1	990 2090
D2	DOOR-OVI-DÖRR (left-jäljellä-vänster) AST 	V	2	1000 1990
D3 W1	DOOR-OVI-DÖRR (right-oikea-höger) ORT_ST 	P	1	1600 2x500 1990
W2	WINDOW-IKKUNAN-FÖNSTER ORT_ST_K 	1	1	1000 1860
House P5843-44 Jack		Material	File P5843-44 Jack.dwg	Sheet 19

Pos	P5843-44 Jack	Pcs. St.	Profil(e) (mm)	L (mm)
W3	WINDOW-IKKUNAN-FÖNSTER (right-oikea-höger) ORT_ST_SU 1100 	2	1100	640
W4	WINDOW-IKKUNAN-FÖNSTER (right-oikea-höger) ORT_ST 640 	P 1	640	640
W5	WINDOW-IKKUNAN-FÖNSTER (right-oikea-höger) ORT_ST_SU 765 	1	765	520
W6	WINDOW-IKKUNAN-FÖNSTER ORT_ST_K 1420 	1	1420	510
FL1	FRAME AROUND LOFT ENTRANCE 1190 	1	1190	780
House P5843-44 Jack		Material	File P5843-44 Jack.dwg	Sheet 20

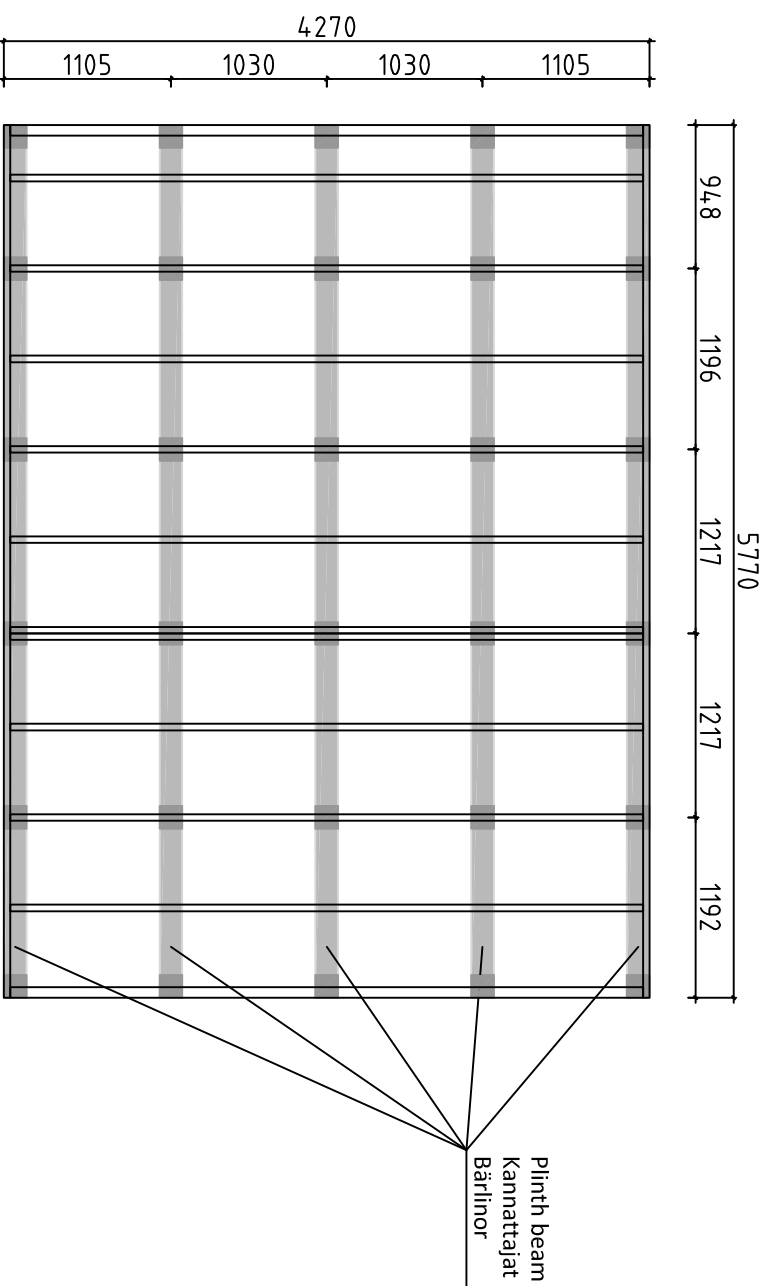


Detta är ett förslag för hur man kan placera plintarna (100-200 mm i diameter) för golvbjälklaget. Golvbjälkarna är med i byggsatsen, men inte plintarna. Använder man exempelvis 500-600mm långa murblock så kan man halvera antalet punkter. Lägg fuktskyddande papp mellan betong och trä

Tämä on ehdotus siitä, miten (100-200 mm läpimitatset) jalat voidaan sijoittaa alapohjaa varten. Lattiapalkit ovat rakennussarjassa, mutta jalkoja ei ole. Kun käytetään esimerkiksi 500-600 mm pitkiä harkkoja, voidaan pisteiden määrä puoltaa. Aseta betonin ja puun väliin kosteudelta suojaava pähvi

A proposal for placing plinths (100-200 mm in diameter) for floor beams. Floor beams are provided in the kit but plinths are not included. For example, by using 500-600 mm long masonry units, one can reduce the number of points 50%. Place cardboard between the concrete and wood to protect from moisture

House	P5843-44 Jack	Sheet	21
Drawing	PLINTPLAN - FOUNDATION PLAN	Scale	1:50
Material		Date	18.01.2016
Drawer	RP	File	P5843-44 Jack Foundation.dwg



Förslag på alternativ plintplan med bärilinjor och plintar. Bärilinjor 45x95 eller 45x120 och plintar ca 100-200 mm i diameter. (Bärilinjor och plintar ingår ej i leveransen). Används exempelvis murblock, (ingår ej i leveransen) istället för plintar, kan man lägga bärilinjorna platt mot dessa och på det sättet minska höjden på konstruktionen. I denna konstruktion kan man dessutom lägga en "boardskiva" mellan bärilinjorna och golvbjälkarna och på det sättet bära upp bjälklagsisoleringen. Lagg fuktskyddande papp mellan betong och trä

Endotus valtoehtoisesesta jalustasta kannattajilla ja jalloilla. Kannattajat 45x95 tai 45x120 ja jalat läpimitataan n. 100-200 mm (kannattajat ja jalat ei ole toimituksessa). Käytettäessä esimerkiksi harkkoja (ei kuulu toimitukseen) jalkojen sijasta, voi kannattajat asettaa lappeelleen niitä vasten ja sillä tavoin vähentää rakenteen korkeutta. Tässä rakenteessa voi lisäksi asettaa levyä kannattajien ja lattiapalkkien väliin ja sillä tavoin kannattaa alapohjan eristystä. Aseta betonin ja puun väliin kosteudelta suojaava pähvi

A proposal for alternative plinth beam layout plan. Plinth beams 45x95 or 45x120 and plinths ca 100-200 mm in diameter (plinth beams and plinths are not included in the kit). For example, by using masonry units (not included in the kit) instead of plinths, one can lay plinth beams flat against the masonry units and in that way reduce the height of the structure. In this construction one can also add "plywood board" between plinth beams. Place cardboard between the concrete and wood to protect from moisture

House	P5843-44 Jack	Sheet	22
Drawing	PLINTPLAN - FOUNDATION PLAN	Scale	1:50
Material		Date	18.01.2016
Drawer	RP	File	P5843-44 Jack Foundation.dwg

#001	3	5980	1
#002	1,3	5980	6
#003	1	5980	1
#004		5980	1
#005	3	4586	9
#006	A,C	4480	7
#007	B,C	4480	18
#008	B	4480	1
#009	1,3	3816	2
#010	1,3	3816	2
#011	1,3	2864	2
#012	1,3	2864	2
#013	3	2713	5
#014	1,2	2636	26
#015	1,2	2636	2
#016	2	2636	1
#017	B,C	2565	2
#018	1	2344	10
#019	1	2344	1
#020	C	1853	2
#021	C	1853	2
#022	B	1640	2
#023	B	1640	6
#024	C	1582	2
#025	A	1558	2
#026	A,B,C	1424	3
#027	A	1380	2
#028	B	1369	2
#029	B	1313	15
#030	A	1283	2
#031	A,B,C	1194	3
#032	C	1011	2
#033	1	993	10
#034	A	960	1
#035	A	960	1
#036	A	935	30
#037	B	798	2
#038	1,3,B	763	25
#039	1	471	5
#040	3,B	384	29
#041	A,B,C	224	6
#042	A,B,C	168	12