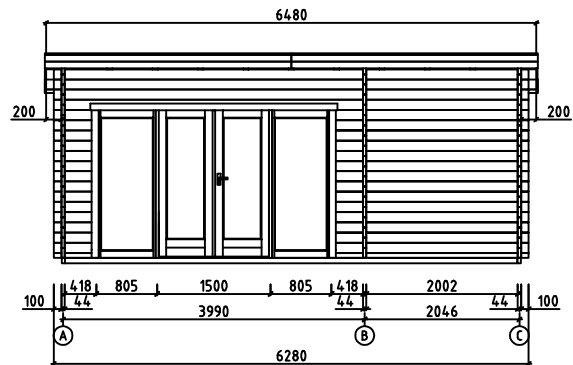
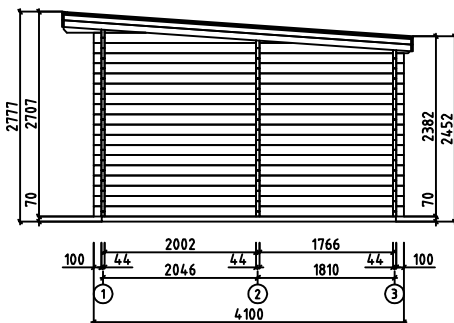


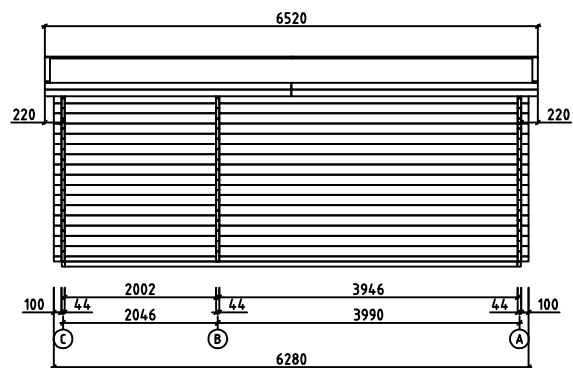
Wall- Seinä-Vägg A



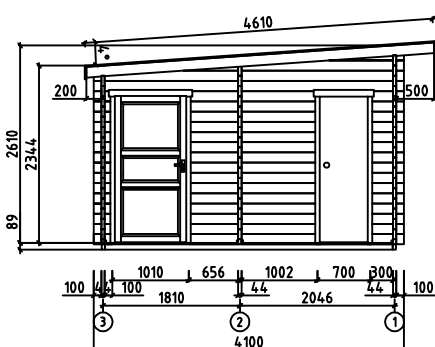
Wall- Seinä-Vägg 1



Wall- Seinä-Vägg C



Wall- Seinä-Vägg 3



Wall- Seinä-Vägg B

V 1.1  
P Max 150kg/m<sup>2</sup>

House	P6040-44 Elsa	Sheet	0
Drawing	IEWS-KUVAT-SEDD	Scale	1:100
Material	44x135	Date	18.02.2016
Drawer	RP	File	P6040-44 Elsa View.dwg