

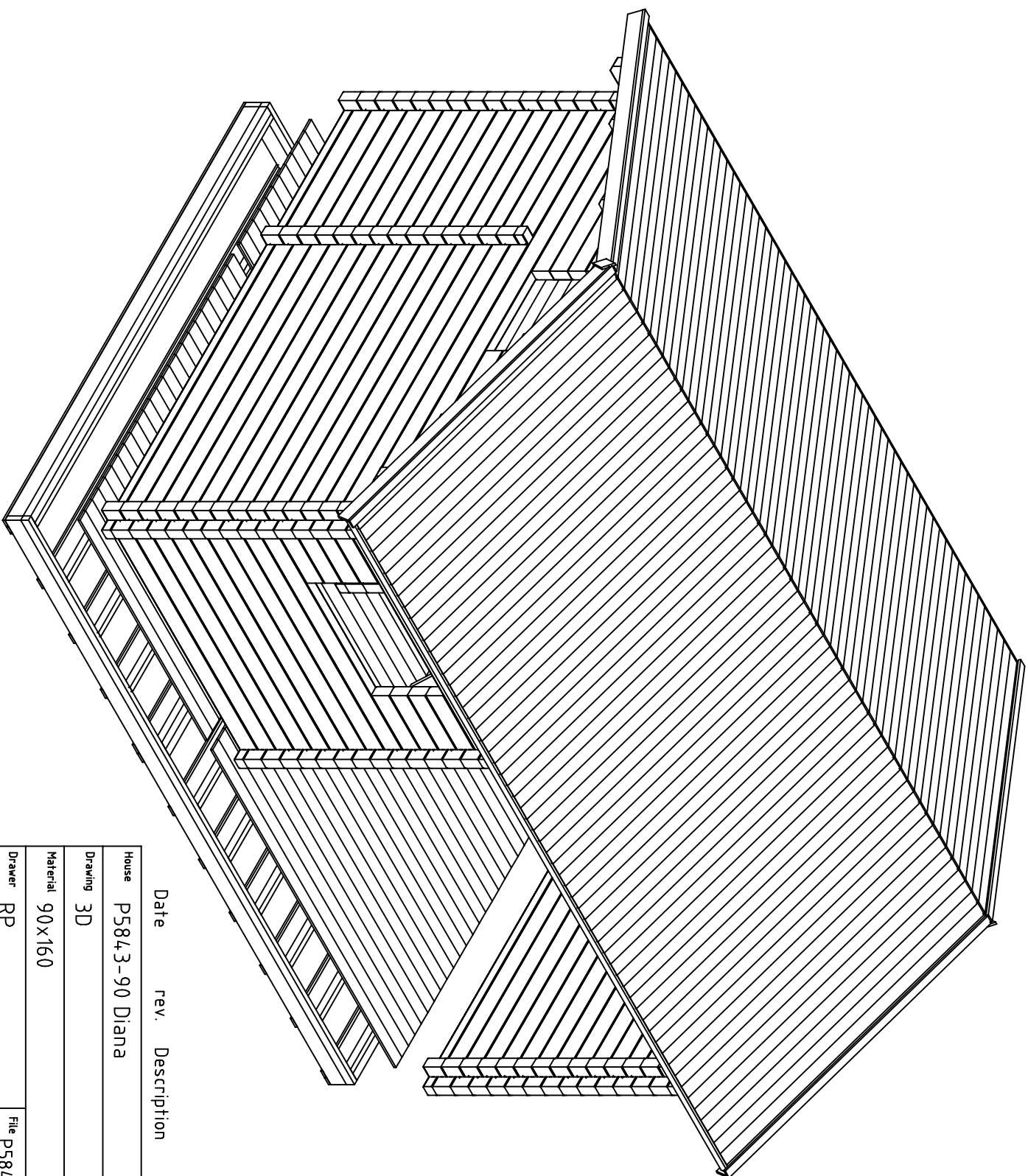
Date rev. Description

House	P584.3-90 Diana	Sheet	1
-------	-----------------	-------	---

Drawing	3D	Scale	
---------	----	-------	--

Material	90x160	Date	29.02.2016
----------	--------	------	------------

Drawer	RP	File	P584.3-90 Diana 3D.dwg
--------	----	------	------------------------



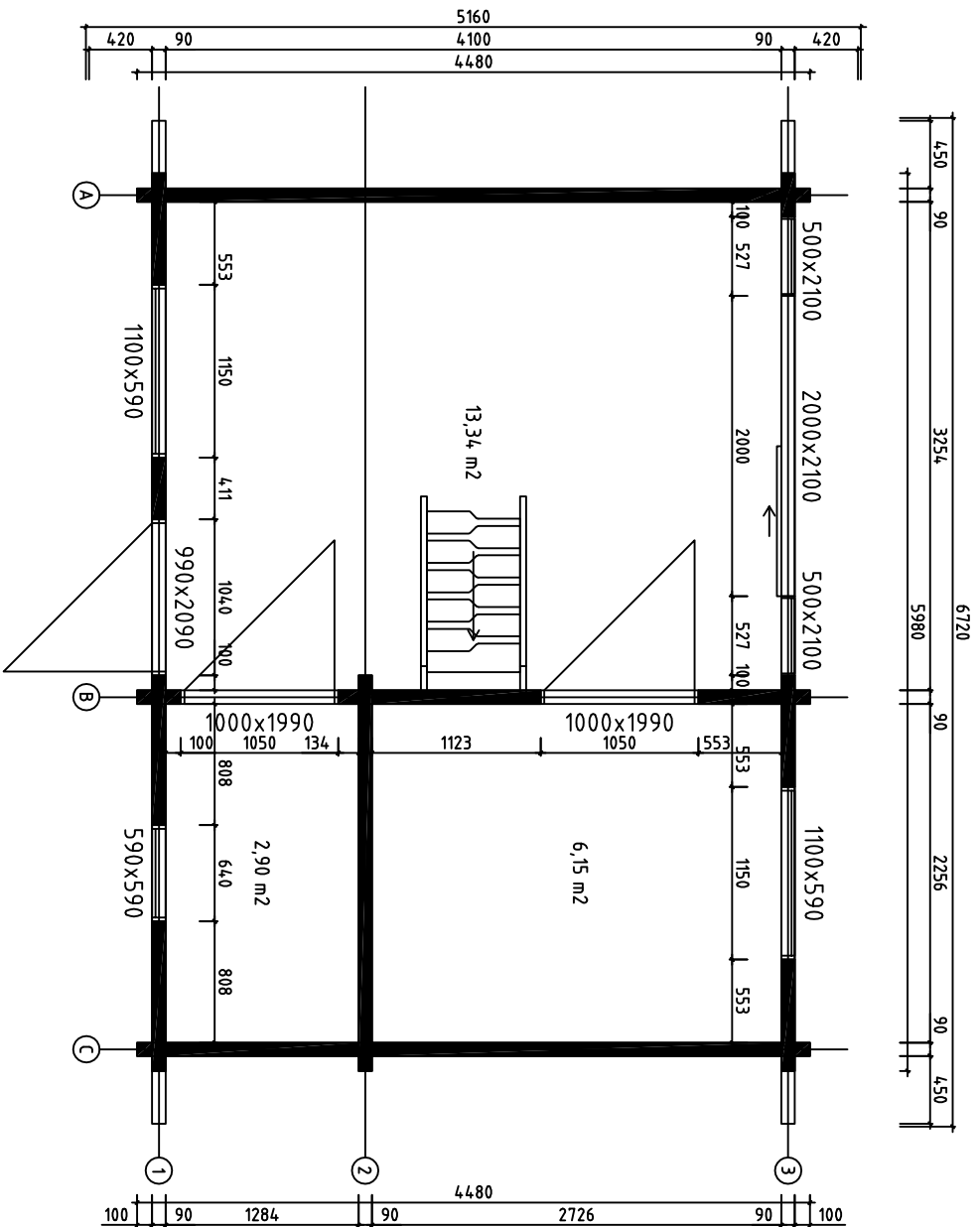
Date rev. Description

House	P584.3-90 Diana	Sheet	2
-------	-----------------	-------	---

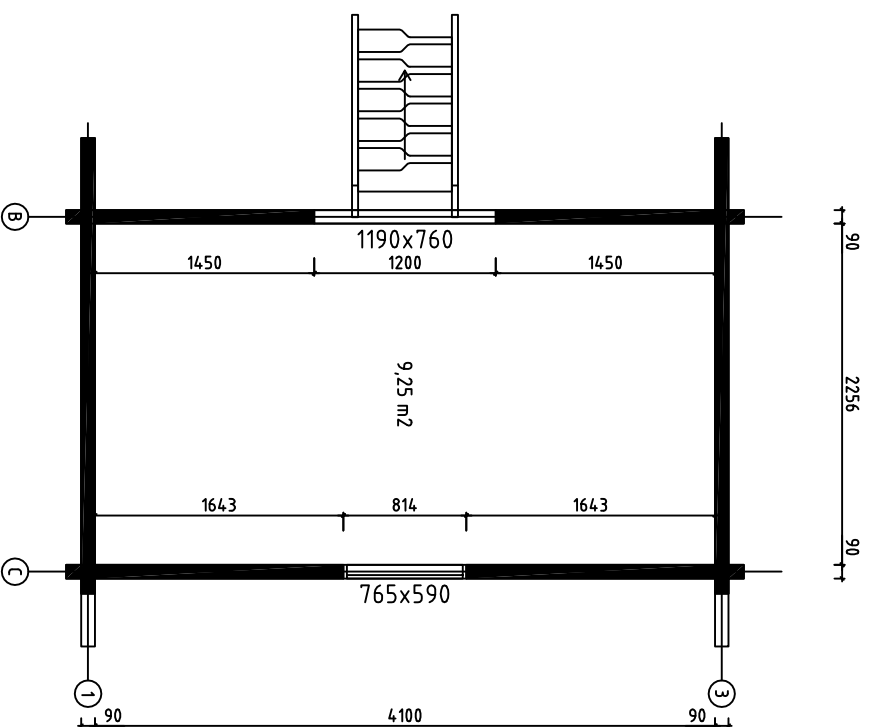
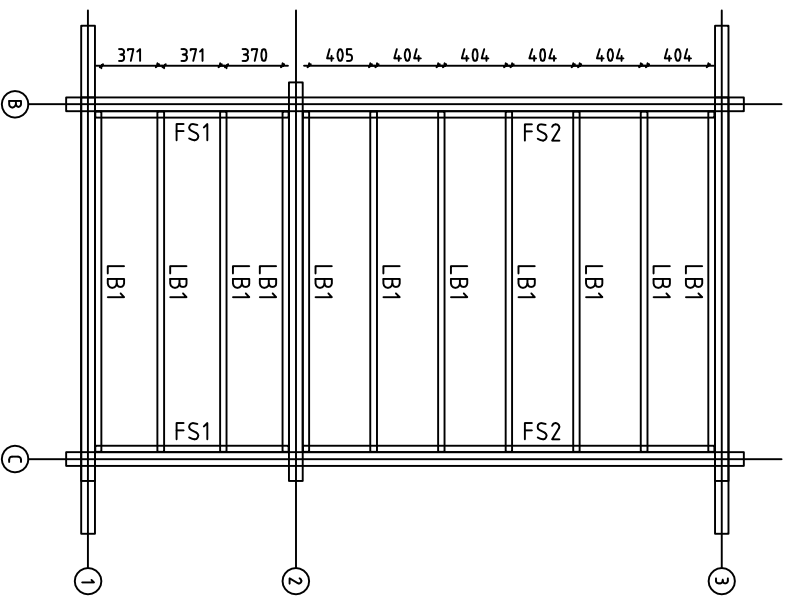
Drawing	3D	Scale	
---------	----	-------	--

Material	90x160	Date	29.02.2016
----------	--------	------	------------

Drawer	RP	File	P584.3-90 Diana 3D.dwg
--------	----	------	------------------------




House	P5843-90 Diana	Sheet	3
Drawing	PLAN-SUUNNITELMA-PLANEN	Scale	1:50
Material	90x160	Date	29.02.2016
Drawer	RP	File	P5843-90 Diana.dwg

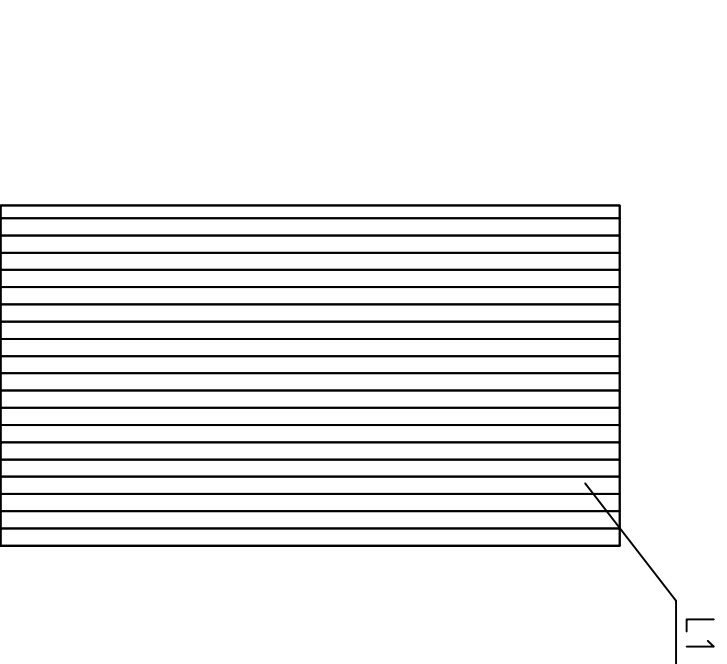


LOFT FLOOR BEAMS - PARVIA LATTIAPALKIT - LOFT GOLVJÄLKAR

House	P5843-90 Diana		Sheet	4
Drawing	LOFT FLOOR - PARVIA LATTIA - LOFT GOLV		Scale	1:50
Material	4,3x4,3, 4,3x14,0	90x160	Date	29.02.2016
Drawer	RP	File	P5843-90 Diana.dwg	

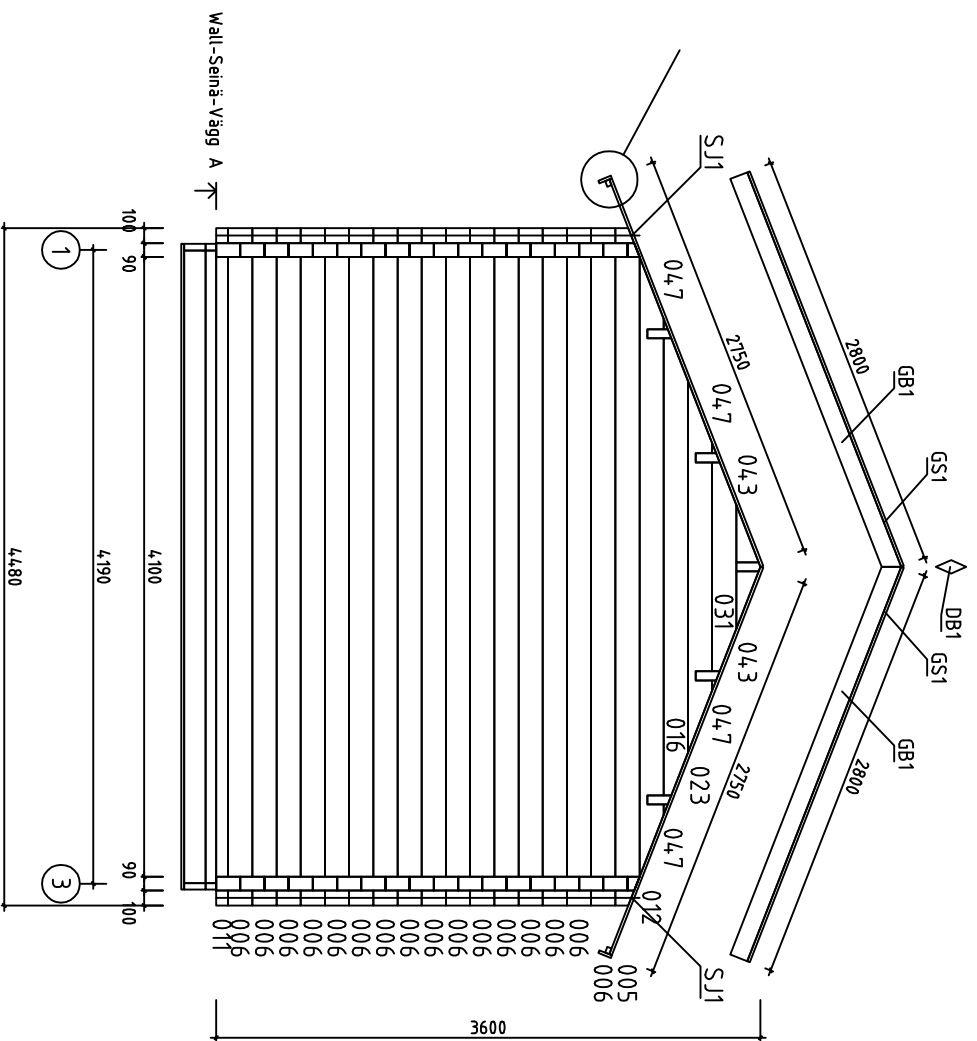
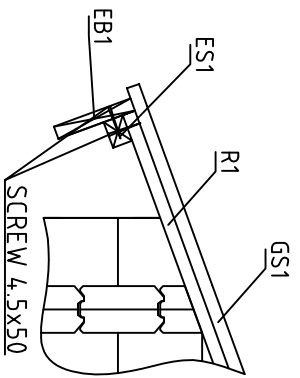


FLOORBOARD-LATTIALAUTA-GOLVBRÄDE



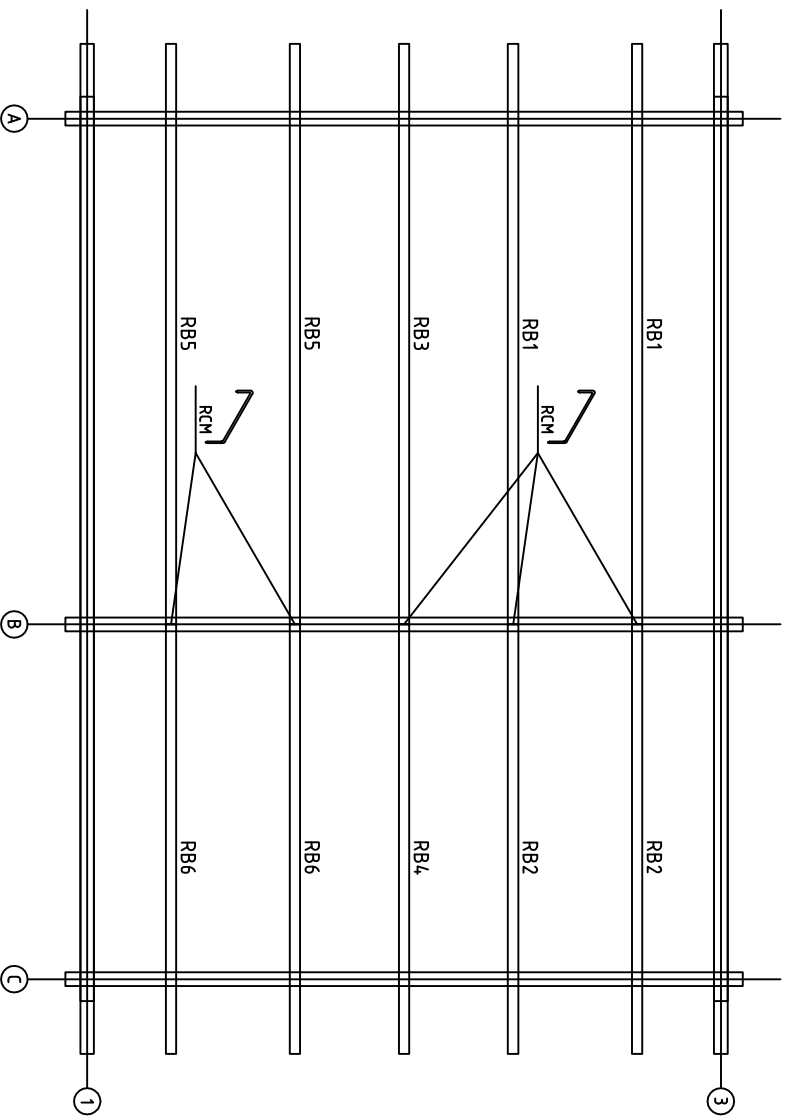
LOFT FLOORBOARD - PARVIA LATTIALATTIA - LOFT GOLVBRÄDE

House	P5843-90 Diana	Sheet	5
Drawing	FLOORBOARD-LATTIALAUTA-GOLVBRÄDE	Scale	1:50
Material	114x19	Date	29.02.2016
Drawer	RP	File	P5843-90 Diana.dwg

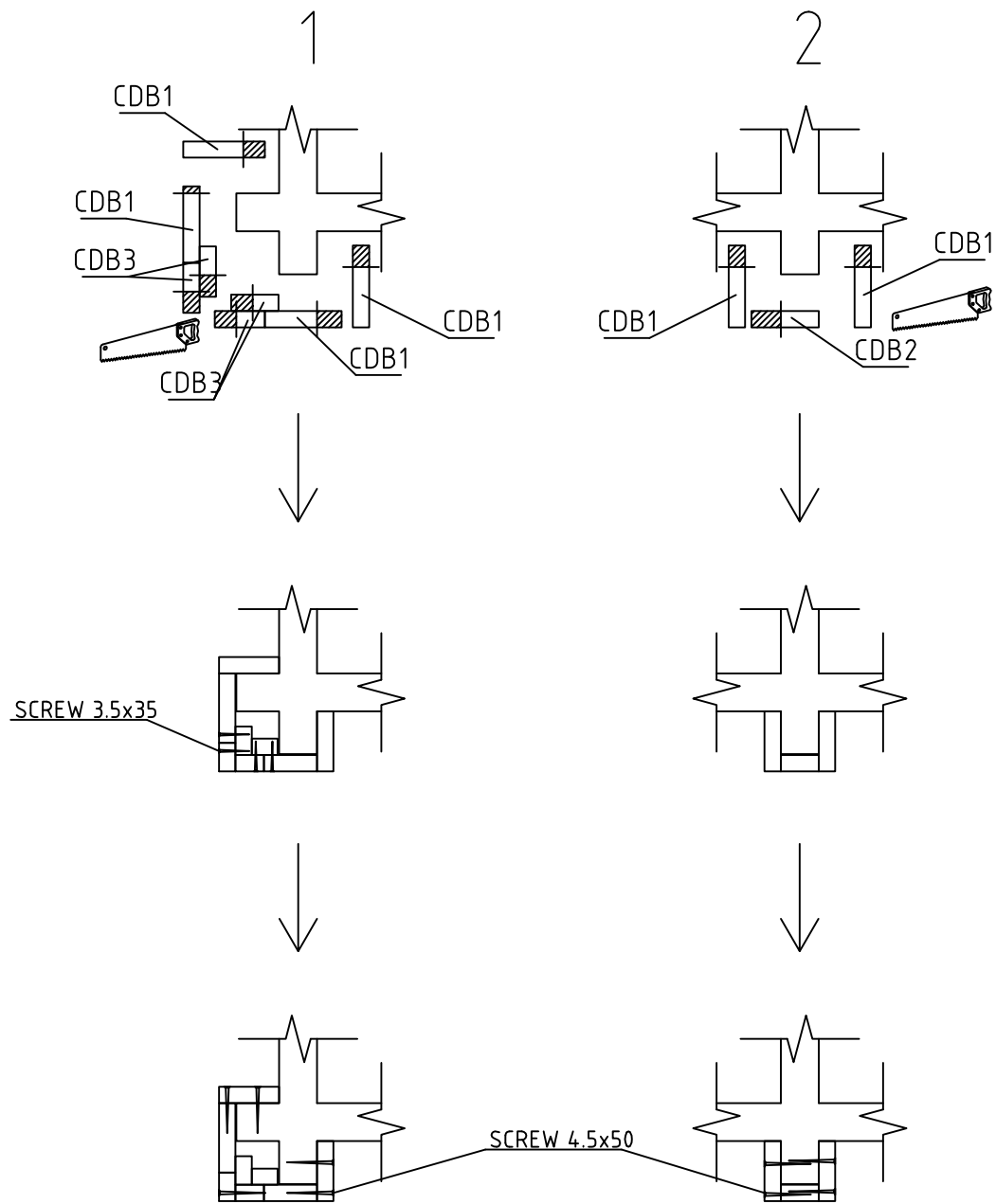
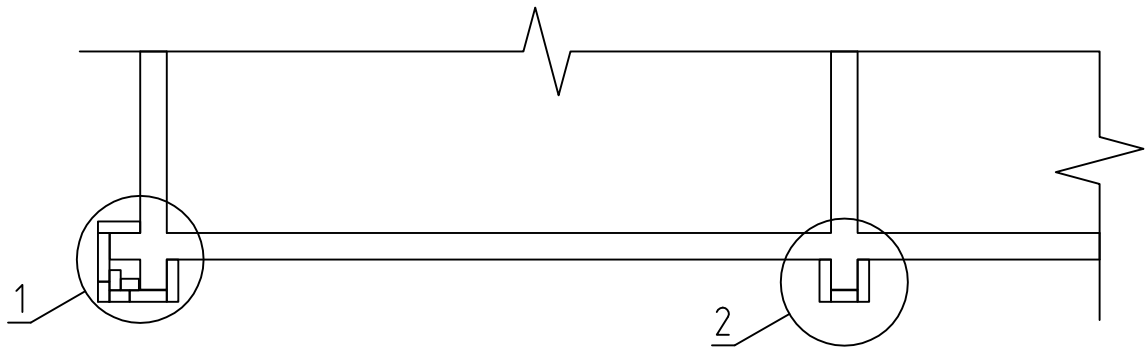


Wall-Seinä-Vägg A

House	P5843-90 Diana	Sheet	7
Drawing	WALL-SEINÄ-VÄGG A	Scale	1:50
Material	90X160	Date	29.02.2016
Drawer	RP	File	P5843-90 Diana.dwg

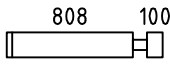
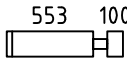
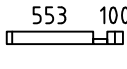
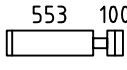
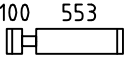




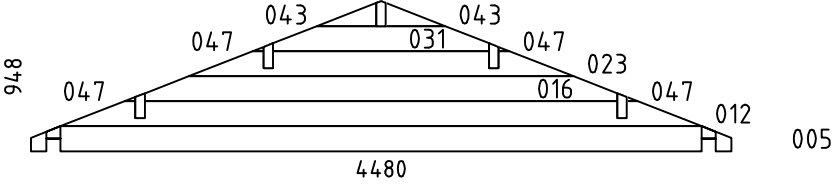
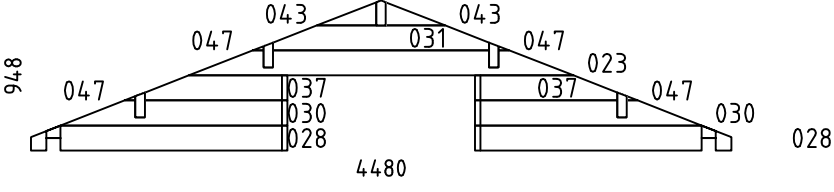
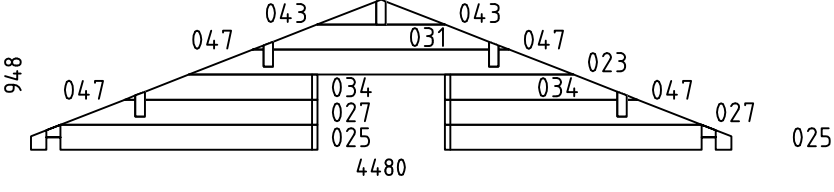




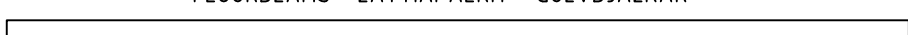
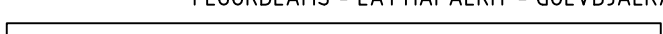
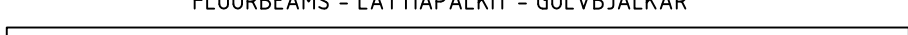











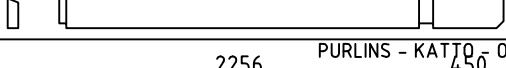






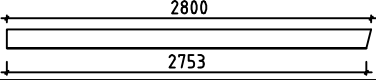








House	P5843-90 Diana	Sheet	13
Drawing	PURLINS-KATTO-ORRET-TAKÅSAR	Scale	1:50
Material	68x190	Date	29.02.2016
Drawer	RP	File	P5843-90 Diana.dwg















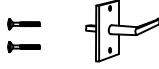
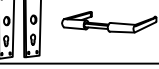











House	P5843-90 Diana	Sheet	14
Drawing	CORNER DECORATION - HÖRN DEKORATION	Scale	1:50
Material		Date	29.02.2016
Drawer	RP	File	P5843-90 Diana.dwg

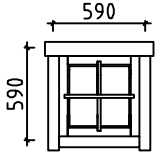
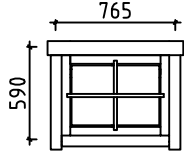
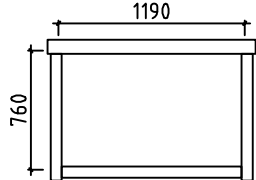
Pos	P5843-90 Diana	Pcs. St.	Profil(e) (mm)	L (mm)
001	100 3254 2256 100 	1	90x160	5980
002	100 3254 2256 100 	4	90x160	5980
003	100 3254 2256 100 	1	90x160	5980
004	SPARE BEAM - VARALLAPALKI - RESERVDL 100 5600 100 	1	90x160	5980
006	100 4100 100 	17	90x160	4480
007	100 1284 2726 100 	14	90x160	4480
008	100 1284 2726 100 	1	90x80	4480
009	100 1284 2726 100 	PM 1	90x160	4480
010	100 1284 2726 100 	1	90x160	4480
011	100 4100 100 	1	90x80	4480
013	450 3254 	2	90x160	3839
014	450 3254 	1	90x80	3839
015	450 3254 	1	90x80	3839
017	2256 450 	2	90x160	2841
018	2256 450 	1	90x80	2841
019	2256 450 	1	90x80	2841
020	100 2256 100 	18	90x160	2636
021	100 2256 100 	1	90x80	2636
022	100 2256 100 	14	90x160	2636
024	100 2114 	9	90x160	2304
026	1643 100 	2	90x160	1833
029	1450 100 	4	90x160	1640
032	134 1123 	1	90x80	1347
033	134 1123 	12	90x160	1347
035	100 808 	4	90x160	998
House P5843-90 Diana		Material	File P5843-90 Diana.dwg	Sheet 15

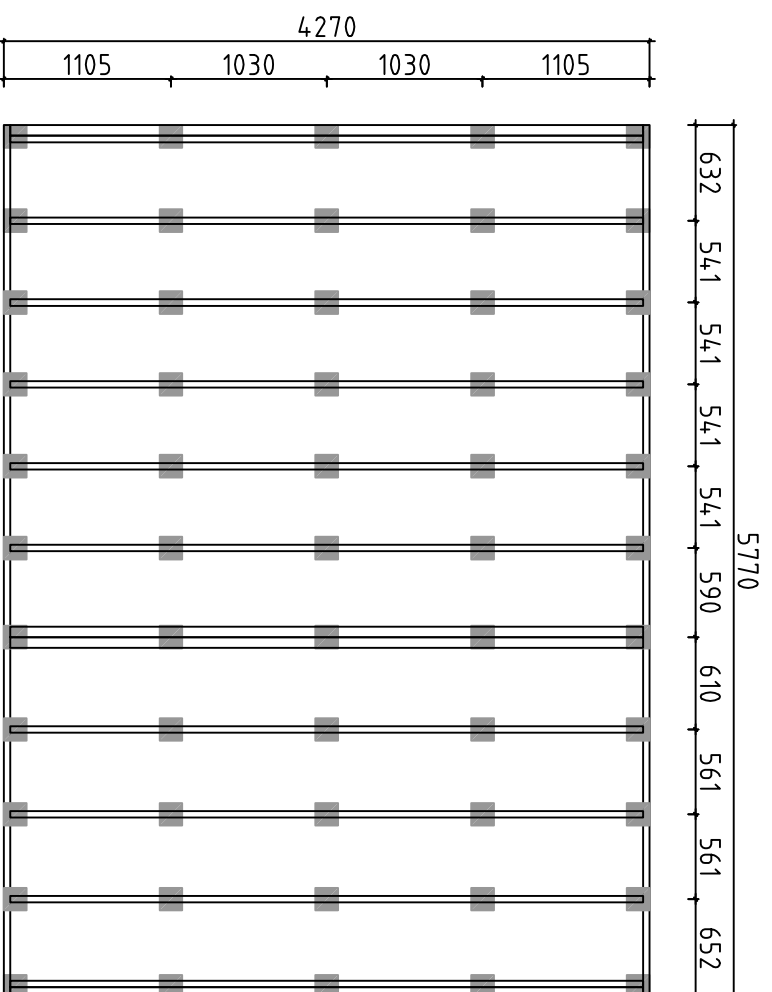
Pos	P5843-90 Diana	Pcs. St.	Profil(e) (mm)	L (mm)
036		4	90x160	998
038		8	90x160	743
039		1	90x80	743
040		12	90x160	743
041		4	90x160	743
042		4	90x160	411
044		13	90x160	290
045		1	90x80	290
046		12	90x160	290
WA-1		1	90x948	4480
WB-1		1	90x948	4480
WC-1		1	90x948	4480
HB	HIT BLOCK-ASENNUSPALKI-SLAG BRÄDA 	2	90x160	300
LB1	LOFT FLOOR BEAMS-PARVIAPALKIT-LOFTBJÄLKAR 	11	43x140	2250
FB1	FLOORBEAMS - LATTIAPALKIT - GOLVBJÄLKAR 	4	70x140	4184
FB2	FLOORBEAMS - LATTIAPALKIT - GOLVBJÄLKAR 	4	70x70	4184
FB5	FLOORBEAMS - LATTIAPALKIT - GOLVBJÄLKAR 	2	43x140	5770
FB3	FLOORBEAMS - LATTIAPALKIT - GOLVBJÄLKAR 	10	43x140	4184
FB6	FLOORBEAMS - LATTIAPALKIT - GOLVBJÄLKAR 	2	43x70	5770
House P5843-90 Diana		Material	File P5843-90 Diana.dwg	Sheet 16

Pos	P5843-90 Diana		Pcs. St.	Profil(e) (mm)	L (mm)
FB4	FLOORBEAMS - LATTIAPALKIT - GOLVBJÄLKAR		10	43x70	4184
BB2	COUNTERFLOOR HOLDING BOARDS-ROSSIPOHJAA KANNATTELEVAT LAUDAT-BRÄDER SOM HALLER TROSSBOTTEN		10	90x19	4270
BB1	COUNTERFLOOR HOLDING BOARDS-ROSSIPOHJAA KANNATTELEVAT LAUDAT-BRÄDER SOM HALLER TROSSBOTTEN		4	70x19	4270
FS2	SLEEPING FLOOR SUPPORTING SLAT-PARVIALATTIA TUKILISTA -LOFTGOLVLIST		2	43x43	2720
FS1	SLEEPING FLOOR SUPPORTING SLAT-PARVIALATTIA TUKILISTA -LOFTGOLVLIST		2	43x43	1280
RB5	PURLINS, KATTO - ORRET - TAKASAR		2	68x190	3839
RB1	PURLINS, KATTO - ORRET - TAKASAR		2	68x190	3839
RB3	PURLINS, KATTO - ORRET - TAKASAR		1	68x190	3839
RB6	PURLINS - KATTO - ORRET - TAKASAR		2	68x190	2841
RB2	PURLINS - KATTO - ORRET - TAKASAR		2	68x190	2841
RB4	PURLINS - KATTO - ORRET - TAKASAR		1	68x190	2841
F1	FLOORBOARD - LATTIALAUTA - GOLVBRÄDE	 114 or-tai-eller 88	36+1 47+1	114x19 88x19	3250
F2	FLOORBOARD - LATTIALAUTA - GOLVBRÄDE	 114 or-tai-eller 88	36+1 47+1	114x19 88x19	2250
L1	LOFT BOARD - PARVIALATTIA - LOFTGOLV	 114 or-tai-eller 88	20+1 26+1	114x19 88x19	4095
R1	ROOFBOARD - KATTOLAUTA - TAKBRÄDE	 114 or-tai-eller 88	118+2 154+2	114x19 88x19	2750
FF1	SKIRTING SLAT - LATTIALISTA - GOLVLIST			19x35	47 m
GB1	GABLE BOARD - KAAPELILAUTA - GAVELBRÄDA		4	19x120	2800
GS1	BOARD MATCHING WITH GABLE BOARD-KAAPELILAUTA VASTAVA LAUTA-BRÄDA OVANPÅ GAVELBRÄDA		4	19x70	2800
EB1	EAVE BOARD - RÄYSTÄSLAUTA - TAKFOTBRÄDE		4	19x90	3340
ES1	EAVE SLAT - RÄYSTÄSLISTA - TAKFOTLIST		4	30x40	3340
DB1	DECORATIVE - KORISTE - PRYDNADS		2	19x90	200
CDB1	CORNER DECORATION BOARD- HÖRN DEKORATION BRÄDE		22	120x19	2790
CDB2	CORNER DECORATION BOARD- HÖRN DEKORATION BRÄDE		3	90x19	2790
CDB3	CORNER DECORATION BOARD- HÖRN DEKORATION BRÄDE		16	70x19	2790
DT1	DOOR ASSEMBLING PROFILE-OVEN ASENNUSPROFILI -DÖRR MONTERINGSPROFIL		4	43x90	2040
House P5843-90 Diana		Material	File P5843-90 Diana.dwg		Sheet 17

Pos	P5843-90 Diana		Pcs. St.	Profil(e) (mm)	L (mm)	
DT2	DOOR ASSEMBLING PROFILE-OVEN ASENNUSPROFIILI -DÖRR MONTERINGSPROFIL		4	43x90	1950	
WT1	WINDOW ASSEMBLING PROFILE-IKKUNA ASENNUSPROFIILI -FÖNSTER MONTERINGSPROFIL		8	43x90	590	
FLT1	ASSEMBLING PROFILE-ASENNUSPROFIILI-MONTERINGSPROFIL		2	25x19	760	
SJ1	SCREW JOINT-KIERRETANKO-GÄNGSTAPP		6	ØM10	2770	
RCM	ROOFBEAMS CONNECTING METAL-METALL FÖR SAMMANFOGNING AV TAKASAR-KATTO-ORRE YHTEENLITYSMETALLT		5	Ø6	200	
WCM	WALLBEAMS CONNECTING METAL-METALLPLATTA FÖR SAMMANFOGNING AV VÄGGEN BALKAR-SEINÄPALKKEJA METALLISET YHTEENLIITYMISLAATAT		2	60	60	
	NAILS-NAULAT-SPIKAR FOR-VARTEN-FÖR	FF1		110	Ø2.0	40
	NAILS-NAULAT-SPIKAR FOR-VARTEN-FÖR	F1, F2, L1, R1, BB1, BB2		1600	Ø2.5	60
	SCREWS-RUUVIT-SKRUVAR FOR-VARTEN-FÖR	WCM, CDB3		100	Ø3.5	35
	SCREWS-RUUVIT-SKRUVAR FOR-VARTEN-FÖR	GB1, GS1, EB1, ES1, DB1 CDB1, CDB2		280	Ø4.5	50
	SCREWS-RUUVIT-SKRUVAR FOR-VARTEN-FÖR	FS1, FS2, LB1		50	Ø4.5	70
	SCREWS-RUUVIT-SKRUVAR FOR-VARTEN-FÖR	FB1, FB2, FB3, FB4, FB5, FB6		60	Ø4.5	90
	SCREWS-RUUVIT-SKRUVAR FOR-VARTEN-FÖR	008, 011, 014, 015, 018, 019, 021 032, 039, 045, FB2, FB4, FB6		80	Ø5.0	120
	SCREWS-RUUVIT-SKRUVAR FOR-VARTEN-FÖR	RB1, RB2, RB3, RB4, RB5, RB6		20	Ø6.0	160
	WINDOW HANDLE-IKKUNA KAHVA-FÖNSTER HANDTAG FOR-VARTEN-FÖR	W2, W3, W4		4		
	DOOR HANDLE-OVEN KAHVA-DÖRR HANDTAG FOR-VARTEN-FÖR	D1, D2		3		
	DOOR LOCK+KEYS-OVENLUKKO+AVAIN-DÖRRLAS+NYCKLAR FOR-VARTEN-FÖR	D1, D2		3		
	DOOR HANDLE, LOCK + KEYS.-OVEN KAHVA, OVENLUKKO + AVAIN-DÖRR HANDTAG, DÖRRLAS + NYCKLAR FOR-VARTEN-FÖR	D3		1		
	DOUBLEDORR FRAME SET FOR-VARTEN-FÖR	D3		1		
	DOOR CROSSES-OVENLISTAT-SPRÖJS FOR-VARTEN-FÖR	D1		1		
	WINDOW CROSSES-IKKUNALISTAT-SPRÖJS FOR-VARTEN-FÖR	W2		2		
	WINDOW CROSSES-IKKUNALISTAT-SPRÖJS FOR-VARTEN-FÖR	W3		1		
	WINDOW CROSSES-IKKUNALISTAT-SPRÖJS FOR-VARTEN-FÖR	W4		1		
	WINDOW WATER SILL-IKKUNALAUTA-FÖNSTERBLECK FOR-VARTEN-FÖR	W2		2		
	WINDOW WATER SILL-IKKUNALAUTA-FÖNSTERBLECK FOR-VARTEN-FÖR	W3		1		
House	P5843-90 Diana	Material	File	P5843-90 Diana.dwg	Sheet	18

Pos	P5843-90 Diana	Pcs. St.	Profil(e) (mm)	L (mm)
	WINDOW WATER SILL-ikkunalauta-fönsterbleck FOR-VARTEN-FÖR W4	1		
LD1	LADDER-TIKAPUUT-STEGE	1	700	2760
D1	DOOR-OVI-DÖRR (right-oikea-höger) ORT_ST 990	P 1	990	2090
D2	DOOR-OVI-DÖRR (left-jäljellä-vänster) AST 1000	V 2	1000	1990
D3 W1	DOOR-OVI-DÖRR (left-jäljellä-vänster) ORT_LYK 500 2000 500	V 1 2	2000 500	2100 2100
W2	WINDOW-ikkunan-fönster (right-oikea-höger) ORT_ST_SU 1100	2	1100	590
House P5843-90 Diana		Material		File P5843-90 Diana.dwg
				Sheet 19

Pos	P5843-90 Diana	Pcs. St.	Profil(e) (mm)	L (mm)
W3	WINDOW-IKKUNAN-FÖNSTER (right-oikea-höger) ORT_ST 	P 1	590	590
W4	WINDOW-IKKUNAN-FÖNSTER (right-oikea-höger) ORT_ST_SU 	1	765	590
FL1	FRAME AROUND LOFT ENTRANCE 	1	1190	760
House	P5843-90 Diana	Material	File	20

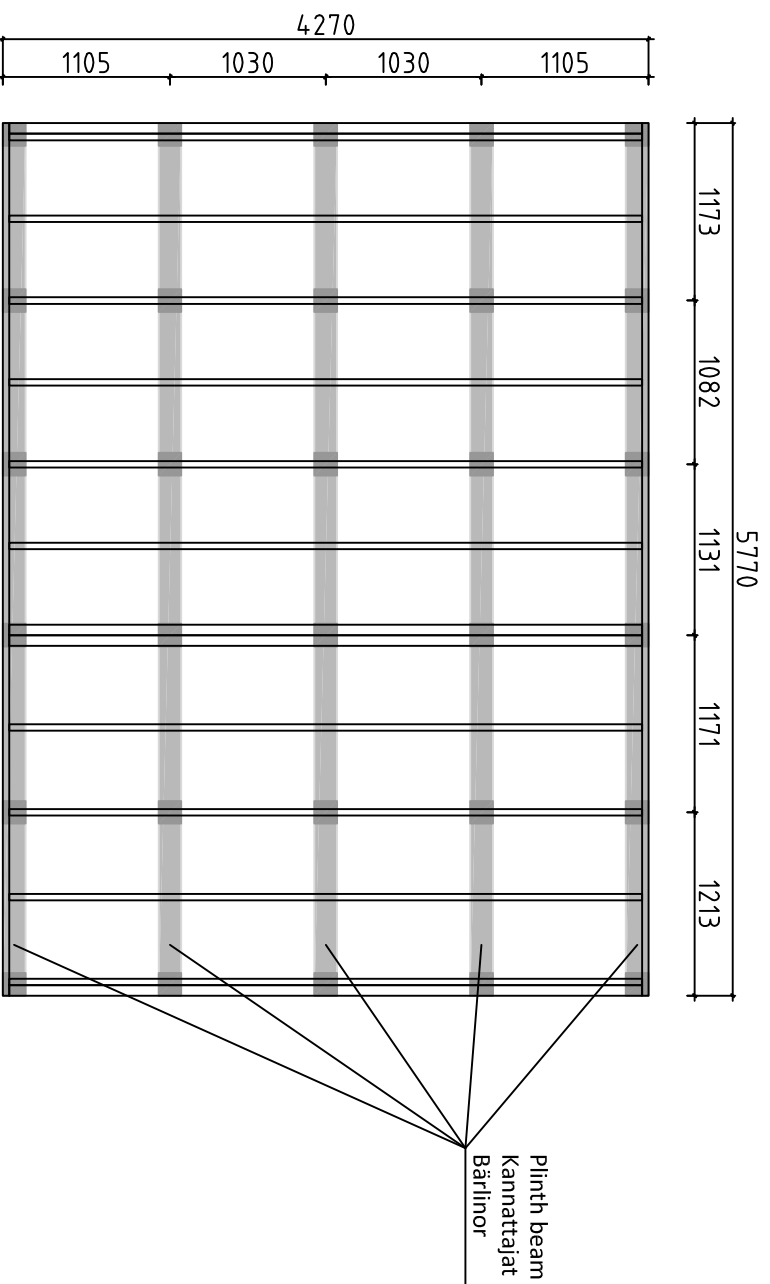


Detta är ett förslag för hur man kan placera plintarna (100-200 mm i diameter) för golvbjälklaget. Golvbjälkarna är med i byggsatsen, men inte plintarna. Använder man exempelvis 500-600mm långa murblock så kan man halvera antalet punkter. Lägg fuktskyddande papp mellan betong och trä

Tämä on ehdotus siitä, miten (100-200 mm läpimittaiset) jalat voidaan sijoittaa alapohjan varten. Lattiapalkit ovat rakennussarjassa, mutta jalat ei ole. Kun käytetään esimerkiksi 500-600 mm pitkiä harkkoja, voidaan pisteiden määrä puoltaa. Aseta betoniin ja puun väliin kosteudelta suojaava pahvi

A proposal for placing plinths (100-200 mm in diameter) for floor beams. Floor beams are provided in the kit but plinths are not included. For example, by using 500-600 mm long masonry units, one can reduce the number of points 50%. Place cardboard between the concrete and wood to protect from moisture

House	P5843-90 Diana	Sheet	21
Drawing	FOUNDATION PLAN - PLINTPLAN	Scale	1:50
Material		Date	29.02.2016
Drawer	RP	File	P5843-90 Diana Foundation.dwg



Förslag på alternativ plintplan med bärlinor och plintar. Bärlinor 45x95 eller 45x120 och plintar ca 100-200 mm i diameter. (Bärlinor och plintar ingår ej i leveransen). Används exempelvis murblock, (ingår ej i leveransen) istället för plintar, kan man lägga bärlinorna platt mot dessa och på det sättet minska höjden på konstruktionen. I denna konstruktion kan man dessutom lägga en "boardskiva" mellan bärlinorna och golvbjälkarna och på det sättet bära upp bjälklagsisoleringen. Lagg fuktskyddande papp mellan betong och trä

Endotus valtoehtoisestä jalustasta kannattajilla ja jalilla. Kannattajat 45x95 tai 45x120 ja jalat läpimitataan n. 100-200 mm (kannattajat ja jalat ei ole toimituksessa). Käytettäessä esimerkiksi harkkoja (ei kuulu toimitukseen) jalkojen sijasta, voi kannattajat asettaa lappeelleen niitä vasten ja sillä tavoin vähentää rakenteen korkeutta. Tässä rakenteessa voi lisäksi asettaa levyä kannattajien ja lattiapalkkien väliin ja sillä tavoin kannattaa alapohjan eristystä. Aseta betonin ja puun väliin kosteudelta suojaava pähvi

A proposal for alternative plinth beam layout plan. Plinth beams 45x95 or 45x120 and plinths ca 100-200 mm in diameter (plinth beams and plinths are not included in the kit). For example, by using masonry units (not included in the kit) instead of plinths, one can lay plinth beams flat against the masonry units and in that way reduce the height of the structure. In this construction one can also add "plywood board" between plinth beams. Place cardboard between the concrete and wood to protect from moisture

House	P5843-90 Diana	Sheet	22
Drawing	FOUNDATION PLAN - PLINTPLAN	Scale	1:50
Material		Date	29.02.2016
Drawer	RP	File	P5843-90 Diana Foundation.dwg

#001	3	5980	1
#002	1,3	5980	4
#003	1	5980	1
#004		5980	1
#005	A	4480	1
#006	A,C	4480	17
#007	C	4480	14
#008	C	4480	1
#009	B	4480	1
#010	B	4480	1
#011	A	4480	1
#012	A	4100	1
#013	1,3	3839	2
#014	3	3839	1
#015	1	3839	1
#016	A	3022	1
#017	1,3	2841	2
#018	3	2841	1
#019	1	2841	1
#020	1,3	2636	18
#021	2	2636	1
#022	2	2636	14
#023	A,B,C	2460	3
#024	1	2304	9
#025	C	1833	2
#026	C	1833	2
#027	C	1643	2
#028	B	1640	2
#029	B	1640	4
#030	B	1450	2
#031	A,B,C	1382	3
#032	B	1347	1
#033	B	1347	12
#034	C	1104	2
#035	1	998	4
#036	1	998	4
#037	B	911	2
#038	1,3	743	8
#039	B	743	1
#040	B	743	12
#041	3	743	4
#042	1	411	4
#043	A,B,C	380	6
#044	3	290	13
#045	B	290	1
#046	B	290	12
#047	A,B,C	69	12